

# SPANISH ARMS EXPORTS 2004-2013

DOES THE GOVERNMENT  
PROMOTE ILLEGAL  
ARMS EXPORTS?



JUSTÍCIA I PAU

**CENTRE DELÀS**  
D'ESTUDIS  
PER LA PAU

**REPORT**

n. 24



# REPORT

## n. 24

### SPANISH ARMS EXPORTS 2004-2013

Does the Government  
Promote Illegal  
Arms Exports?

**Tica Font**  
**Eduardo Melero**  
**Camino Simarro**

Centre Delàs d'Estudis per la Pau · Justícia i Pau  
Barcelona, July 2014



Centre Delàs d'Estudis per la Pau  
Justícia i Pau · C/ Roger de Llúria, 126, 3r 1a  
08037 Barcelona  
T. 93 317 61 77  
F. 93 412 53 84  
[www.centredelas.org](http://www.centredelas.org)  
[info@centredelas.org](mailto:info@centredelas.org)

Barcelona, July 2014

Graphic design: Fundació Tam-Tam  
Cover: The Scorpène class submarine "Tun Razak" of the Malaysian navy in the Navantia-Cartagena shipyard days before delivery  
Outisnn, Wikimedia Commons

D.L.: B-19745-2010  
ISSN: 2013-80322

# REPORT



n. 24

## SPANISH ARMS EXPORTS

2004-2013

Does the Government  
Promote Illegal Arms Exports?

### INDEX

<b>1. INTRODUCTION.....</b>	<b>7</b>
<b>2. SPANISH ARMS EXPORTS</b>	
<b>2004 - 2013.....</b>	<b>7</b>
2.1 Spanish Exports of Defense Materials.....	8
2.2 Spanish Exports of Dual-Use Equipment.....	12
2.3 Exportation of Small and Light Weapons .....	13
<b>3. ILLEGAL EXPORTS. TENSION     BETWEEN ARMS EXPORT     AND LAW ENFORCEMENT .....</b>	<b>14</b>
3.1 Spanish exports that can be considered illegal: cases in the Middle East and Persian Gulf. ....	14
3.2 The context behind these figures: policies promoting the export of weapons.....	17
<b>4. CONCLUSIONS AND     RECOMMENDATIONS.....</b>	<b>20</b>
<b>ANNEX .....</b>	<b>22</b>

### EXECUTIVE SUMMARY

According to official statistics, in 2013, Spain exported arms valued at 3,907 billion euros. This figure is double the amount exported in 2012 (€1,953 billion) and ten times greater than in 2004. According to the Stockholm International Peace Research Institute (SIPRI), Spain ranks 9th worldwide in global measures of arms exporting countries. Exports in 2013 made up 2.4% of worldwide arms exports and 1.7% of Spain's total trade balance.

These increased exports are due in large part to support from the Spanish government whose policies have encouraged such growth. This policy is based on three elements: 1) a complex administrative organization managed by the Ministry of Defense; 2) the secrecy of the actions of the administrative body in charge of assessing export requests (JIMDDU, the Inter-Ministerial Regulatory Commission of Foreign Trade of Defense and Dual Use Material); and 3) a lax interpretation of the legislation regarding this material: Law 53/2007 and the Common Position of the European Union 2008/944/PESC.

Almost one third of the exports (€1.378 billion) were made to Middle Eastern countries, especially countries on the Persian Gulf. For example, €406.4 million were exported to Saudi Arabia (two airplanes, hand guns, and artillery ammunition); €126.6 million to Egypt (five airplanes, spare parts for various types of vehicles, electronic components, and pistols intended for individuals; it should be noted that in August 2013, the EU approved an embargo on any type of material which could be used for internal repression), and €717 million to the United Arab Emirates (3 mid-air refueling aircraft and aircraft bombs). These exports are illegal according to both Spanish laws and those of the EU regarding the arms trade due to the situation of instability which currently exists in the Middle East, and in particular, the regional influence of countries such as Saudi Arabia and the UAE in regards to the support they provide to parties to the conflict in Syria (insurgent groups).

Other troubling and questionable cases are exports to the United States (€84.6 million in the form of weaponry, military-grade fuel, and ammunition); Colombia (€59.7 million for two transport aircraft, artillery ammunition, and aircraft bombs); Ghana (€3.8 million in spare parts for airplanes, bulletproof plating, and optical equipment); and Israel (€4.9 million; guns, munitions such as torpedo bombs, rockets, and missiles, fire-control systems, and ground vehicles).

The JIMDDU rejected only nine export licenses, 0.8% of the total, given that 1,262 licenses were processed and 1,097 were authorized. The scant number of rejections can be taken as evidence of the flexible interpretation of the law, which gives priority to economic and commercial interests.

In order to improve transparency, the following recommendations are laid out:

1. Official statistics should collect information regarding the principal actions taken by the Ministry of Defense to promote arms exports. The State Secretary of Defense should appear before the Congress of Deputies to inform them about this policy.
2. Information must be provided regarding the number of government-to-government contracts signed in Spain, detailing the countries that have come to an agreement, and the type of material involved.
3. The reasoning used by JIMDDU to award arms export authorizations to countries that commit human rights violations or which are affected by internal or regional conflict should be explained.

## INDEX OF GRAPHS, TABLES, AND CHARTS

Table 1. The eight criteria of the Common Position 2008/944/PESC .....	15
Table 2. Administrative organization of policies promoting exports of weapons .....	18
Graph 1. Value of exported defense material & arms export authorizations 2004 – 2013 (in millions of euros) .....	8
Graph 2. Spanish defense material exports 2004-2013 .....	8
Graph 3. Worldwide arms exports 2004-2013 .....	9
Graph 4. Evolution of Spanish exports by destination .....	10
Graph 5. Defense material exports to the Middle East 2004-2013 .....	11
Graph 6. Spanish Exports for dual-use equipment 2004-2013 .....	12
Graph 7. Spanish Exports of Small and Light Weapons 2004-2013 .....	13

## Annex I

Table 1. Spanish defense material exports 2004-2013 (in thousands of euros) .....	23
Table 2. Spanish exports of defense material by category 2004-2013 (in thousands of euros) .....	27
Table 3. Spanish exports in defense material to countries with a medium or low Human Development Index, countries of the OECD, the European Union and NATO (in thousands of euros) .....	29
Table 4. Spanish exports of dual-use products and technology 2004-2013 (in thousands of euros) .....	30
Table 5. Spanish exports of weapons and munitions, and their parts and accessories 2004-2013 (in thousands of euros) .....	34
Table 6. Spanish exports of hunting and sporting weapons 2004-2013 .....	40
Table 7. Spanish exports of defense material to the Middle East 2004-2013 (in thousands of euros) .....	44

SPANISH ARMS EXPORTS  
2004-2013

**Tica Font** • Director of the Institut Català Internacional per la Pau and researcher for the Centre Delàs d'Estudis per la Pau

**Eduardo Melero** • Professor of Administrative Law, Universidad Autónoma de Madrid and researcher for the Centre Delàs d'Estudis per la Pau

**Camino Simarro** • Researcher for the Centre Delàs d'Estudis per la Pau

## 1. INTRODUCTION

This report, as it does every year, intends to compile the evolution and main tendencies of Spanish exports of arms and dual-use material, chronicling the most significant changes in the Spanish market and the government's export policy regarding this material. To that effect, the data are shown in tables and graphs, presented over a range of ten years. To complete a more thorough examination of this data, a chapter is included with two parts: one specifically to assess the possible breaches of the applicable criteria for arms sales according to Spanish and European law; and another intended to analyze government arms export policy, which allows the shipment of weapons to highly reproachable recipients.

The primary source of information for this report is the annual publication of official statistics by the State Secretary of Commerce of the Ministry of Economy and Competitiveness (MEC) titled *Estadísticas españolas de exportación de material de defensa, de otro material y de productos y tecnologías de doble uso* (*Statistics on Spanish Exports of Defense Material, Other Material, and Dual-Use Products and Technology*). The complimentary source used for the section specific to handguns and small arms is the database ESTACOM, maintained and published by the Spanish Institute of Foreign Trade. Regarding human rights, several of the most prestigious sources in the subject matter were consulted: Amnesty International, Human Rights Watch, Escuela Cultura de Paz, SIPRI and the UNDP, in order to establish the level of human development.

## 2. SPANISH ARMS EXPORTS 2004 - 2013

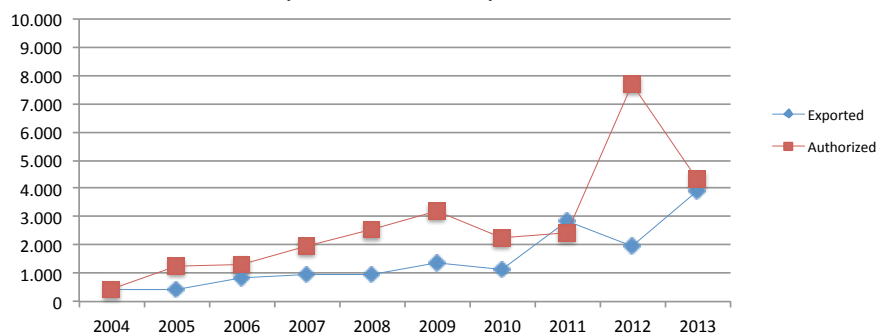
**According to official statistics, in 2013, Spain exported arms valued at €3.907 billion. This figure is double that of 2012**

According to official statistics, in 2013, Spain exported arms valued at €3.907 billion. This figure is double that of 2012, which reached €1.953 billion, and ten times higher than 2004. In this manner, the growth of defense material exports has been increasing for years (see Graph 1). It is probable that this tendency towards growth will continue in 2014, given that in 2012 exports to the sum of €7.694 billion were authorized, which will go into effect in the coming years.



More than one third of the exports of arms in 2013 were made to countries in the Middle East, specifically to the Persian Gulf region

**Graph 1. Value of exported defense material & arms export authorizations 2004-2013 (in millions of euros)**



Source: General Subdirectory of Foreign Trade of Defense and Dual-Use Material. Preparation: Centre Delàs d'Estudis per la Pau

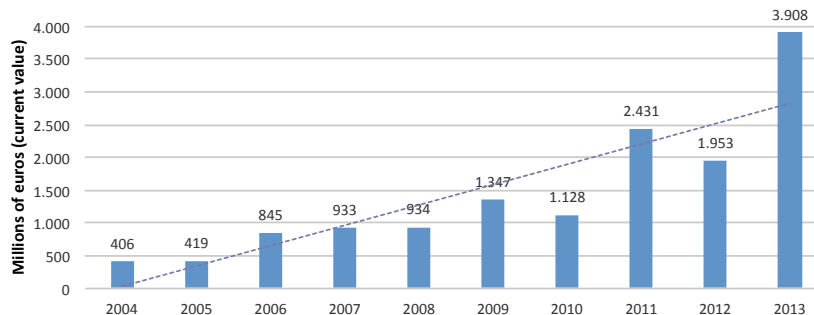
More than one third of the exports of arms were made to countries in the Middle East, and especially to countries on the Persian Gulf, a fact that reveals the tension that exists between the policy of promoting arms exports and the application of the legislation currently in effect regarding arms trading, both at a national and at a European level.

## 2.1 Spanish Exports of Defense Materials

### Trends

The trend in the last 10 years of arms exports is on the rise (see Graph 2), increasing 121% over the previous year and 1.128% compared to 2004. It is expected that this trend will continue in the coming years, given the large increases in export authorizations in the years 2012 and 2013.

**Graph 2. Spanish Defense Material Exports 2004-2013**



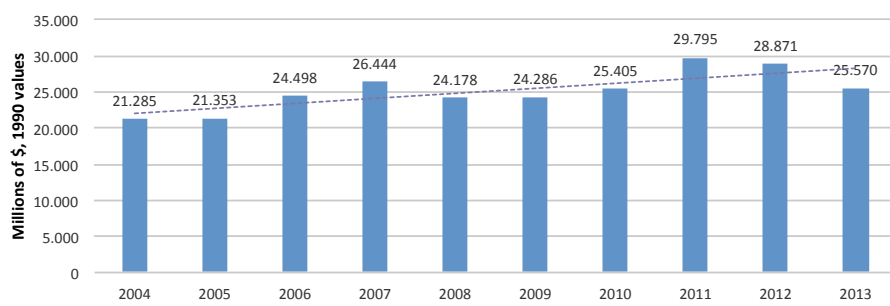
Source: General Subdirectory of Foreign Trade of Defense and Multi-Use Material. Preparation: Centre Delàs d'Estudis per la Pau

Spanish arms exports increased tenfold during the last decade (2004-2013)

While the Spanish export trend is clearly upward, the worldwide trend shows small movements, tending to rise, but not as markedly (Graph 3); that is to say, the slope in the evolution of the Spanish trend is greater than the worldwide slope. Worldwide exports in 2013 showed an 11% decline compared to 2012, and represent a 20% increase over 2004. It is worth pointing out that current arms exports, despite recent growth, have not reached the levels seen at the peak of the Cold War.



Graph 3. Worldwide arms exports 2004-2013



Source: SIPRI. Prepared by: Centre Delàs d'Estudis per la Pau

It is worth remembering that the global trends in the arms trade are determined by the export behavior of the United States, Russia, and the members of the European Union, given that these three control around 90% of the market.

### Economic Value

Spanish defense material exports in 2013 have risen to €3.908 billion, and, in the context of the last 10 years, between 2004 and 2013, make up a yearly average of €1.316 billion.

According to SIPRI, in 2013, Spain ranked 9th in the global rankings of arms exporters, behind Russia, the US, China, France, the UK, Germany, Italy, and Israel.

In relation to participation in the global arms trade, Spanish exports in 2013 made up 2.4% of total worldwide exports, and with respect to the Spanish trade balance, they made up 1.7% of total Spanish exports.

### Exported Products<sup>1</sup>

As a whole, in recent years, the two top-selling categories of defense material continue to be, as in past years, military aircraft and warships (see Table 2 in Annex I). Military aircraft made up 47% of the total during the period of the study, for an amount of €6.723 billion (€2.757 billion in 2013), military fuel and explosives 6%, for €874 million (€160 million in 2013) and imaging equipment and countermeasures – including cameras, infrared and thermal imaging systems, radar sensors, etc. – 6% of the total, €808 million (€58 million in 2013). The four previous categories made up 87% of exports in the entire period.

The remaining 13% is broken down as follows: 5% in category 4 (bombs, rockets, torpedoes) with a value of €660 million (€59 million in 2013); 3% in category 6 (all-terrain vehicles, armored cars, amphibious vehicles), with a value of €368 million (€13 million in 2013); 2% in category 3 (munitions and components), with a value of €311 million (€116 million in 2013); 2% in category 11 (electronic equipment), with a value of €235 million (€63 million in 2013). Other categories make up the remaining 1% (see table 2 of the annex).

**The United States, Russia, and the members of the European Union control around 90% of the worldwide arms trade**

**According to SIPRI, in 2013, Spain occupied the ninth position in global rankings of exporters, behind Russia, the United States, China, France, the UK, Germany, and Israel**

**Exports in 2013 comprised 2.4% of worldwide weapons exports and 1.7% of the total Spanish trade balance**

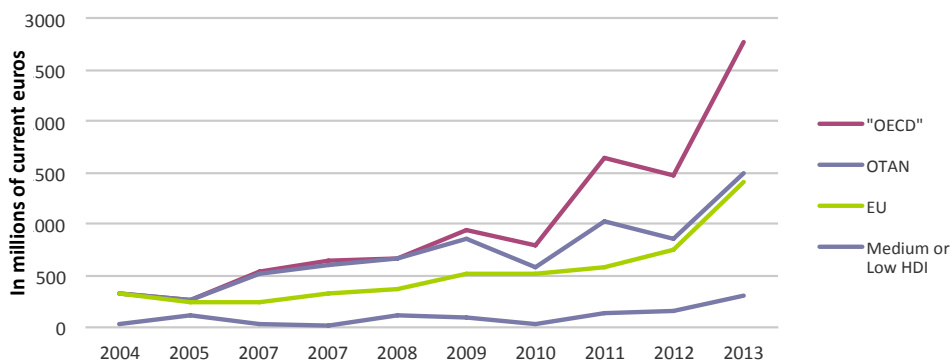
1. Weapons included under the heading of defense materials are grouped in categories; the contents of each category can be found in Annex II of this document.

**The political commitment of the EU to become a production and consumption market of weapons capable of competing with the North American Industry is advancing, slowly but surely**

### Destination

In the year the study took place, the most important destination for Spanish arms consisted of a group of countries, which are part of the OECD (Organization for Economic Cooperation and Development); they received 71% (€2.77 billion) of all arms manufactured in Spain, which meant an increase of 89% on the previous year. The second most important destination is the countries, which are part of NATO (North Atlantic Treaty Organization); they received 38% (€1.497 billion) of the total allocated arms, which meant an increase of 73% on the previous year. The third destination which they occupy are the 28 EU countries, they received 36% (€1.414 billion) of total exports which means a 90% increase on the previous year. Finally, exports to countries with low or average HDI received 8% (€301 million) of total exports and represented an increase of 44% on previous years (See Table 3).

**Graph 4. Evolution of Spanish exports by destination**



Source: Deputy General Director of Foreign Trade in Defense and Dual-Use Materials.  
Prepared by: The Delàs Centre

Sales to the EU reached €1,414 million, of which €1,071 million (76%) are due to the trade of parts and pieces in the manufacturing of arms programs. The main program is the fighter jet EF-2000 with €390 million, followed by the transport aircraft A-400M with €334 million and the transport aircraft MRTT with €310 million. By country, the UK has received pieces or parts at a value of €521 million, followed by France with €284 million, Germany with €163 million and Italy with €100 million. Ultimately, the political commitment of the EU to become a production and consumption market of weapons capable of competing with the North American industry is slowly but surely advancing.

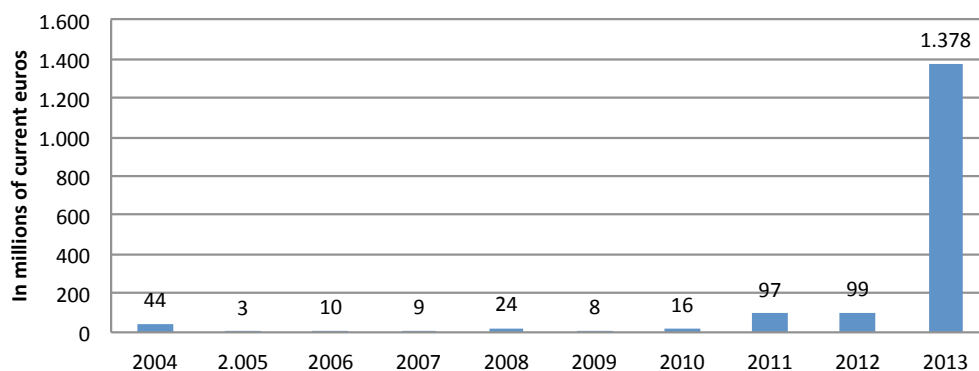
Exports to non-EU countries include three main destinations: The United Arab Emirates (€717 million), Australia (€609 million) and Saudi Arabia (€406 million). In total, they have consumed €1.732 billion, 44% of the total Spanish exports of 2013.

The most relevant export of the defense equipment of 2013 was the impressive volume of exports to countries of the Middle East<sup>2</sup> (see Table 7 in the annex). These exports were not relevant until 2013, until now the annual average of the last decade was €34 million, but in 2013, exports to this region have reached the value of €1.378 billion, 35% of total Spanish exports (See Graph 5). The most significant exports were the United Arab Emirates €717 million, Saudi Arabia €406 million, Egypt €126 million, Oman €98 million and Bahrain €24 million.

**Exports to the Middle East represented 35% of total exports, amounting to €1.378 billion**

2. Countries that make up the Middle East according to the EU: Saudi Arabia, Bahrain, Qatar, Egypt, United Arab Emirates, Iraq, Iran, Israel, Jordan, Kuwait, Lebanon, Oman, Palestine, Syria and Yemen.

**Graph 5. Defense material exports to the Middle East 2004-2013**



Source: Deputy General Director of Foreign Trade in Defense and Dual-Use Materials.  
Prepared by: Delàs Centre.

## UN Register of Conventional Arms

In the UN Register of Conventional Arms the Spanish government has reportedly exported a warship valued at €574 million to Australia; making the categorization and practicality of arms declared in the register questionable.

## Refusals

In 2013, the Inter-Ministerial Board for the Regulation of Foreign Trade in Defense and Dual-Use Materials (JIMDDU) processed 1,262 export licenses for defense equipment, of which 1,097 were authorized and nine were refused; this means they denied the miniscule figure of 0.8%, a figure which should be interpreted as the absence of political intention to implement Law 53/2007 on the Control of Foreign Trade in Defense and Dual-Use Materials and the criteria established by the Common Position 2008/944/CFSP.

Following the conclusions adopted by the Council of the European Union at its meeting on 21st of August 2013, the JIMDDU proceeded to review the licenses, which authorized the trade of defense materials to Egypt, in order to suspend the exportation of any equipment that may be used for internal repression within the country, especially riot gear and arms.

Of the nine refusals, two relate to the export of unmanned aerial vehicles, containing a control station and launcher device, and fuses for Taiwan in the application of the Common Position 4 (peacekeeping, security and regional stability) and 7 (the presence of the risk that military technology or equipment will be diverted within the buyer country or re-exported under undesirable conditions). The other seven export license refusals have been applied to Egypt and consisted of a request to export seven guns, applying rules 2 (respect for Human Rights in the country of final destination) and 3 (internal situation of the country of final destination, in terms of the presence of tensions or armed conflicts); despite these refusals between August and September of 2013 the export of approx. €5,700 in pistols, rifles, etc. was permitted.

It is regrettable that the JIMDDU is negligent in implementing legislation, they denied the export of seven guns to Egypt, but instead authorized the export of various weapons, bombs, rockets, torpedoes and missiles worth 198 million.<sup>3</sup>

**In 2013, The Inter-ministerial Board for the Regulation of Foreign Trade in Defense and Dual-Use Material processed 1,262 export licenses for the defense, equipment, of which 1,097 were authorized and nine were refused, i.e. 0.8% something which should be interpreted as a lack of political intention to implement to Law 53/2007 on the control of arms trade.**

3. This value corresponds to exports made under the categories 1, 2, 3 and 4 of defense material. See table 1 of annex I

Over the period of 2002-2012 Spain did not make any inquiries into the countries of the EU regarding the export operations of arms

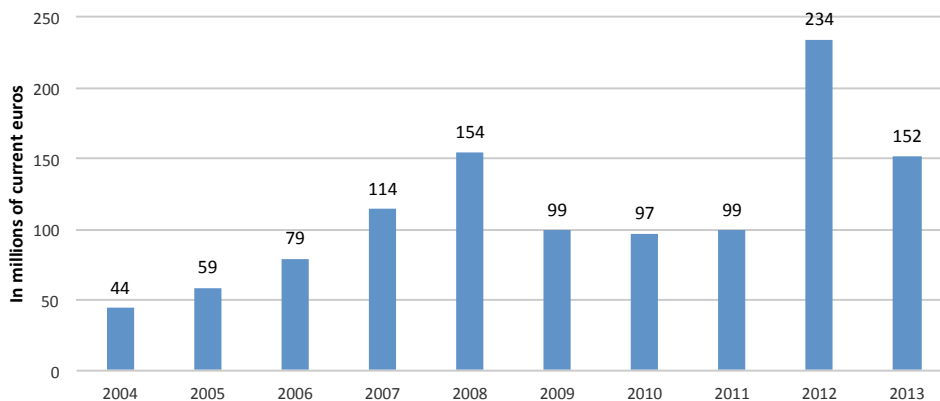
Finally, it is worth mentioning that in the period of 2002-2012 Spain made no effort to consult with EU countries on the export operations of arms, which it intended to authorize.

## 2.2 Spanish Exports of Dual-Use Equipment

The exports of dual-use equipment in 2013 amounted to €152 million, showing a decrease of 35% from the previous year. (See Table 6 of annex I).

Exports of dual-use equipment in 2013 amounted to €152 million, another year whereby China and Iran are the main recipients.

Graph 6. Spanish Exports of Dual-Use Equipment 2004-2013



Source: Deputy General Director of Foreign Trade in Defense and Dual-Use Materials.  
Prepared by: Delàs Centre

The main recipients in 2013 were China (€30.6 million), Iran (€21.5 million), United Arab Emirates (€13.2 million), Switzerland (€11.3 million), Russia (€9.4 million) and Belarus (€8.1 million). Exports to these six countries account for 62% of total exports of dual-use equipment. Exports to Iran (Under embargo by the Un and EU) have consisted of steel pipes and valves, with spare parts for oil and gas; exports to China have consisted of inspection equipment for nuclear power plants, machines related to the aviation industry, numerical control systems for automobile, aeronautical and naval vehicles etc.

With regard to products exported in 2013, category 2 products ranked first (equipment processing) with €91 million; followed by category 1 (chemical substances, "microorganisms" and "toxins") with €27 million; category 0 (systems and nuclear equipment) with €15 million and category 3 (electronics) with €10 million.

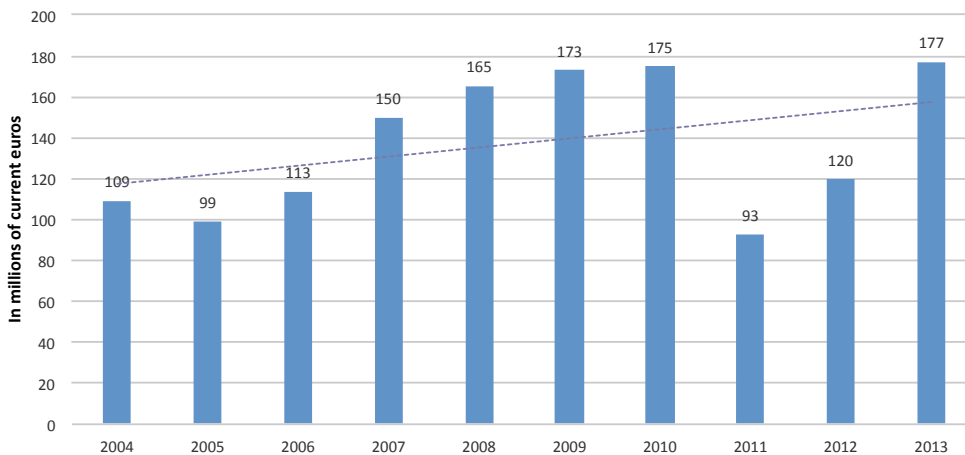
Of the 547 export licenses authorized for dual-use equipment in 2013, only one was denied (0.2%)

In 2013, 547 export licenses were authorized while one was denied, meaning 0.2% were refused. Sudan was denied a license for chemical substances and for not providing sufficient guarantees to the recipient and final consumer.

### 2.3 Exportation of Small and Light Weapons

With respect to exports of small and light weapons, we have two available sources of information: that which is provided by the EQR and that collected in the Spanish Institute of Foreign Trade database. According to the classification of products of defense equipment<sup>4</sup> detailed in the EQR report, Category 1 (firearms with a caliber of 12.7mm and below), Category 2 (top caliber weapons 12.7mm), Category 3 (ammunition and weapon components) and Category 4 (bombs, rockets, torpedoes, missiles) can be considered as exports of small and light weapons, even in the knowledge that not all of this equipment may be considered small or light, however, given the challenge of properly subsectioning them, we will analyze them in the same manner. In this case, according to the EQR exports from 2013 amounted to €198 million. If we take the Spanish Institute of Foreign Trade database and look at exports made under tariff code TARIC 93<sup>5</sup> the exports of small and light weapons amounted to €177 million.

Graph 7. Spanish Exports of Small and Light Weapons 2004-2013



According to tariff code TARIC 93, in 2013, there were €177 million in short and light weapons exported

Source: Deputy General Director of Foreign Trade in Defense and Dual-Use Materials.  
Prepared by: Delàs Centre.

The ranking of the top 10 recipient countries of small and light weapons this decade, according to the Spanish Institute of Foreign Trade database consists of the United States, United Kingdom, France, Germany, Italy, Portugal, Denmark, Belgium, Turkey and Ghana. These 10 countries received 66% of the total arms.

The EQR report does not allocate a specific section to this type of export; but on the other hand, NGOs are sensitive towards them as small arms result in the most victims. Because of pressure from NGOs, reports of the last four years have allocated a section in order to report exports of police equipment, anti-riot gear, weapons for hunting and sport shooting, arms that, based on their technical characteristics, are not for military use.

With regards to the **police and security equipment (riot control)**, in 2013 exports to the amount of €33.3 million were authorized while they exported equipment worth €4.7 million. If we look at the exports of the last six years, the main destinations were Angola, Peru, Venezuela, Tunisia and Bolivia. According to the 2013 EQR report, it should be noted that riot gear exports of €18 million were authorized to Peru for €18 million, to Libya for €7 million, to Tunisia worth €5 million and Venezuela for €3 million. The high level of conflict and public protest

Because of pressure from NGOs, reports of the last four years have allocated a section in order to report exports of police equipment, anti-riot gear and weapons for hunting and sport shooting

4. The weapons included under the concept of defense equipment are grouped into categories, the content of each category can be found in Annex II of this document.  
5. The weapons included in each section of the code 93 can be found in Annex II of the document.

**The Government authorized 345 export licenses for hunting and sport rifles and declined nine (seven in Guinea-Bissau and two in the Central African Republic)**

in these countries should be taken into account. Ultimately, the public protests will be suppressed by security materials produced by Spanish manufacturers.

The Government authorized 345 arms export licenses –which include guns, cartridges and spare parts- and declined only nine. Seven of those licenses were for cartridges and destined for Guinea-Bissau. The reason for rejecting some of them was the unstable situation in the country and the risk of misuse as the recipients were private companies. The other two rejections were for pods' material and gunpowder, destined to the Central African Republic, and the reason for rejection was due to the unstable situation in the country and risk of diversion as the recipient was a cartridge manufacturing company. Throughout 2013, export licenses to the value of €107.9M were authorized and the final value of all the exports totaled €50.9M – 47% of which was authorized and was 47% higher than the year before. The main destinations were the USA (€19.6M), followed by Guinea-Bissau (€2.4M), Peru (€2.2M) and Ghana (€2.1M). The MEC states that 69% of these exports consist of hunting rifles, 13% correspond to pods, 12% to gunpowder, 5% to shotguns and 1% to bullets.

On the UN's record of small and light arms, Spain has declared seven revolvers and automatic pistols exported to Saudi Arabia, 200 anti-tank missile launchers and rocket systems to Oman, one mortar to Bahrain and 57 mortars to Belgium.

### **Action against the Proliferation of small Arms and Light weapons**

The Spanish Government wants to play a strong role in the fight against illegal trade, proliferation and accumulation of small arms, light weapons and ammunition. In this regard, the Government declares contributions to international and regional organizations, in the sum of €15,000 to the United Nations Regional Centre for Peace, Disarmament and Development in Latin America and the Caribbean (UNILERIC).

## **3. ILLEGAL EXPORTS. TENSION BETWEEN ARMS EXPORT AND LAW ENFORCEMENT**

### **3.1 Spanish exports that can be considered illegal: cases in the Middle East and Persian Gulf**

As previously stated, one of the JIMDDU's commitments is to control the gun trade based on the application of the criteria established in article 8 of Spanish Act 53/2007 *Law on Foreign Trade in Defense and Dual Use*<sup>6</sup> and the European Common Position 944/2008. However, it seems that under the demands of the industry and the Ministry of Defense, this task is becoming more and more complicated. This section is intended to emphasize the exports which, due to the characteristics of their destination country, would violate the existing legislative framework – both Spanish, European and, soon, international. These criteria, as you can see in Table 1, make a reference to the situation of the exported products of country of destination, if it is under any arms embargo through any of the international organizations that Spain is a part of, if the population of the country (or any under their *de facto* power) suffers from serious human rights violations or if they don't respect international humanitarian values, among other factors.

**For years, they have continued to export firearms to countries in conflict or in serious violation of human rights**

6. Art. 8c of Act 53/2007, dated 28<sup>th</sup> of December on the control of foreign trade of defense material and dual-use lists the 8 criteria of the Joint Position.

**Table 1: The eight Criteria of the Common Position 2008/944/PESC**

**Criteria 1:** Respect for international commitments and obligations of the Member States, particularly the sanctions adopted by the UN Security Council or EU; agreements on non-proliferation and other issues, as well as other international obligations (such as arms embargoes).

**Criteria 2:** Respect for human rights and for the International Humanitarian Right in the final destination country.

**Criteria 3:** Internal situation of the final destination country with regards to the existence of tension or armed conflict.

**Criteria 4:** Preservation of peace, security and regional stability.

**Criteria 5:** National security of the Member States and territories they are responsible for, as well as friends and allies.

**Criteria 6:** Behavior of the buyer country towards the international community, particularly in regards to their attitudes towards terrorism, alliances and respect for international law.

**Criteria 7:** Existence of the risk that military technology or equipment will be diverted within the buyer country or re-exported under undesirable conditions.

**Criteria 8:** Compatibility of military technology and equipment exports with the technical and economic capacity of the recipient country, taking into account the convenience that the States should achieve their legitimate needs of security and defense with minimum diversion of human/ financial resources to armaments.

From reading each one of these criteria for rejection of export licenses, we can see that there is a group of countries which, in our opinion, would be in clear breach of the Spanish law on trade of defense material and the European Joint Position. This is because for many years they have continued to carry arms exports into countries in conflict or violation of human rights and/ or the International Humanitarian Law; and exports could threaten the regional stability or aggravate the internal situation in some of the destination countries.<sup>7</sup>

The following is a compilation of some of the main destination countries, which details the material exported; a brief description of the reasons for concern and a recommendation on which criteria would apply to possible rejection according to obligations and recommendations highlighted in the appropriate legislation. The selection of these countries was based on the first twenty destinations of exports of defense material, economic value, internal situation and respect for human rights laws.

Next, we cite the most concerning cases, which are, without a doubt, the Middle East and Gulf region in particular. This is due to the received defense material valued at €1.378M, which represents 35% of the exportation of weapons. These exportations are illicit and illegal, according to the Spanish and European legislation on trade, due to the unstable situation in the Middle East and the regional influence of countries such as Saudi Arabia and UAE, who support insurgents in Syria.

**Saudi Arabia** Exports to Saudi Arabia amounted to €406.4M with two refueling aircraft, spare parts for aircraft, artillery guns and ammunition. These exports are particularly concerning for two reasons: the economic value they represent and for violating Spanish and European laws. They violate criteria: 2, for serious viola-

**According to the Spanish and European legislation, exports to the Middle East are illicit and illegal, mainly due to the instability and conflict of the region**

7. To compile the following list of countries, we referred to the following documents: Amnesty International Annual Report 2013, Human Rights Watch World Report 2013, SIPRI Yearbook 2013 in relation to the armed conflict and military embargoes situation, Human Development Report 2013 (PNUD) to establish the level of human development according to the IDH.



**Exports to Egypt are unique example of the tension between commercial and political interests and enforcement to existing arms trades legislation**

tions of human rights (including torture, discrimination or use of excessive force by authorities); 4, for threatening the peace, security and regional stability; and 7, for the risk that the weapons will be re-exported under undesirable conditions.

It is concerning that 250 *Leopard* tanks (valued at €3,000,000) could be sold, following King Juan Carlos I's tour of the region with the Defense Minister, due to increased instability in the region and the role of regional power in the country. In this instance, the government should adhere to recommendations of the User's Book of PESC/944/2008 and reject or block such exports, as Germany has done, with reference to the human rights situation and regional instability in the destination country.<sup>8</sup>

**Egypt** €126.6M on airplanes: parts, components and spare parts for different vehicles; electronic components and handguns sent to private individuals amounting to €37,343. Referring to the latter, the report indicates that 'the guns were exported before the license suspension,' therefore, in our opinion it is not the responsibility of JIMDDU when assessing the existing risk of diversion to misuse in the final destination country.

This contrasts with the opinions of the EU, which passed an embargo in August to suspend export licenses for products that could be used for repression. In this embargo, they only opted for the suspension of licenses for spare parts for machine guns, riot gear, and guns for private use, shotguns and hunting rifles. Seven licenses for pistols were also rejected (quantity and value not indicated) under criteria 2 (human rights situation) and 3 (internal situation – existence of tension or armed conflict) of the CFSP/944/2008.

However, it is still concerning that the embargo only applied to lightweight material exported to companies or armories, but not material sent to the Egyptian armed forces, who received, for example, a donation of tear-gas cartridges. Given the situation of internal instability, which suggests a return to military power and the outlawed Muslim Brotherhood, the preventive nature of the Spanish act should apply beyond the internationally agreed embargoes.

**United Arab Emirates** Three refueling planes and bombs, totaling €717M, were exported to a country with human rights violations that continues to impose the death penalty (criterion 2). However, what is most worrying is that these armaments are now a part of this country's participation in regional conflicts (criterion 4), for example, through the support of certain insurgent groups in the Syrian war.

**Oman** €98.04m of high-caliber/ 20mm guns (€0.52m under category 2), more than €1.1m of ammunition and components (category 3), more than €2.3m of bombs, torpedoes, rockets and missiles (4) and €94m of aircraft (category 10) were exported to the armed forces. In dual-use equipment, €1m was exported for category two dual-use (treatment of materials) bound for private companies. These exports could contravene criteria 2 of the Joint Position due to the human rights situation and criterion 4 (peace, security and regional stability).

**Bahrain** €24.13m of firearms, ammunition, devices and components of defense material were exported to the armed forces. These exports could contravene criteria 2 on the state of human rights in the country as, according to the Amnesty International annual report, the security forces continue to use excessive force (resulting in death), torture and ill-treatment of detainees in several cases.

8. Source: infodefensa.com, available at: <http://www.infodefensa.com/es/2014/04/15/noticia-aumentan-opciones-espanolas-vender-tanques-leopard-arabia.html>

**Spain increase weapons exports to Israel by 87% on the previous year and doubled their peak in the last decade**

**Israel** €4.9m of defense material from four different categories were exported: 1: Low-caliber firearms; 4: bombs, torpedoes, rockets and missiles; 5: fire control systems and 6: ground vehicles. Out of these, more than €3.6m corresponded to category 4. 1.3% of the defense material was sent to private companies and the rest (98.7%) to the armed forces. A further €2.2m of double-use material (categories 1, 2, 3, 4, 5, 6 and 9, which consist of material, chemical substances and toxins, material treatment, electronics, computers, telecommunication and 'security information,' sensors and lasers, drive systems, special vehicles and similar equipment) was exported, had a total of €9.8m be authorized. These quantities were distributed among private companies (89.9%), the public sector (2.8%) and the armed forces (7.3%); but as with the rest of the exports, there is information missing regarding how much was sent to each sector. Lastly, €0.8m of other materials (hunting and sport rifles) were exported to private companies, had authorized more than €450m. With these figures, Spain increased weapons exports to Israel by 87% on the previous year and doubled their peak of the last decade (in 2008 €2.36m was exported). These exports contravene the provisions of the common position and at least criteria 2, 3, 4 and 6.

Other worrying and questionable cases, according to article 8 of the Spanish act on firearms trade and the European Common Position 944/2008, are: exports to the **USA** (€84.6m of weapon parts, military fuel and ammunition) at the very least in regards to criterion 7; **Colombia** (€59.7m for two airplanes, ammunition and aircraft bombs) in regards to criteria 2 and 3; **Ghana** (€3.8m in aircraft parts, ballistic protection plates and vision equipment) according to criteria 4 and 7; and **Afghanistan** (€2.3m in surveillance systems for the Afghan armed forces).

### **Countries subject to embargoes**

Finally, in relation to countries under embargo by the UN, EU or OSCE, according to MEC, the embargo applies to defense and dual-use material, excluding hunting/ sport rifles. This makes it difficult to carry out proper monitoring of embargo breaches, especially when information is disparate, partial and insufficient.

### **3.2 The context behind these figures: policies promoting the export of weapons**

These high figures greatly respond to the policy promoting the export of weapons, which the Spanish government has been implementing for years. The policy promoting these exports is based on three elements: (1) A complex administrative organization run by the Ministry of Defense; (2) the secrecy of the administrative body's procedures for assessing export applications; and (3) a loose interpretation of the law in this field.

Within the Ministry of Defense, the Secretary of State for Defense has become the highest authority in charge of policy promoting the export of weapons (see Table 2). His duties include negotiating the so-called 'government-to-government contracts', through which the Spanish government undertakes to supply arms to a country.

**The Secretary of State for defense has become the highest authority in charge of policy promoting the exports of weapons**

The second mechanism is to favor weapons export is the opacity and secrecy

**Table 2: Administrative organization of policies promoting exports of weapons**

<b>Secretary of State for Defense</b>	<ul style="list-style-type: none"> <li>• Negotiates government-to-government contracts</li> <li>• Presides over ISDEFE</li> <li>• Is the superior of the Director General of Ordnance, which oversees OFICAEX</li> </ul>
<b>OFICAEX (International Support Office)</b>	<ul style="list-style-type: none"> <li>• Ministry of Defense's administrative body</li> <li>• Plans and coordinates support to the defense industry</li> <li>• Promotes Spanish defense industry to international markets.</li> </ul>
<b>Defense Attachés</b>	<ul style="list-style-type: none"> <li>• Part of the Spanish embassies</li> <li>• Work in 82 countries</li> </ul>
<b>ISDEFE</b>	<ul style="list-style-type: none"> <li>• Public corporation</li> <li>• Supports internationalization of the defense industry</li> </ul>
<b>DEFEX</b>	<ul style="list-style-type: none"> <li>• Public corporation</li> <li>• Facilitates the arms exports</li> </ul>

Source: Centre Delàs

The policy promoting exports is implemented in various manners: the search for international markets and support for the defense industry, the signing of cooperation protocols with other states, networking, negotiating contracts and representing the interests of the defense industry...

Despite the importance of this policy, the Secretary of State for Defense is not under any kind of parliamentary control. Those who appear before the Spanish Congress of Deputies to report the exports of defense material are the Secretary of State for Trade and the Minister of Economy and Finance. As a result, weapons export policy is left beyond the reach of democratic controls and its importance is hidden from public opinion.

The second mechanism used to bolster arms exports is secrecy and opacity. Each year, the Minister for the Economy releases a statistical report on weapons exports. While this usually shows small improvements in the information provided, it still maintains a policy of opacity, as it does not specify the types of weapons that have been exported and the data is grouped into general categories, such as 'bombs, torpedoes, rockets and missiles'. It also omits reports on government-to-government contracts negotiated with the Ministry of Defense.

In addition, since 1987 the Council of Ministers have classified the minutes of the JIMDDU (Inter-ministerial Regulatory Board on Foreign Trade of Defense and Dual-Use Weapons), the administrative body that makes decisions on granting export licenses. The sole objective of this agreement is to prioritize weapons exports and prevent the public from knowing what kinds of weapons are being exported. In practical terms, this opacity serves as a legal roadblock which has led to the dismissal of two civil lawsuits calling for transparency in the arms trade (one submitted by Justice and Peace in 2009 and another filed in 2010 by various Saharawi people solidarity associations, among which is the Aragon Observatory for Western Sahara).

The third element of the policy promoting weapons export is the **loose interpretation of the legislation on weapons trade**: Law 53/2007 and the Common Position of the European Union 2008/944/CFSP. According to this regulation, when deciding weapons export licenses, the authorities must take into account respect for human rights in the country of final destination, the internal situation, peace-keeping, regional security and stability, risk of the weapons being diverted to another country and the development level of the buyer country. However, as we have shown in this report, the JIMDDU is prioritizing weapons exports over protecting human rights and preventing conflict.

The third element of policy promoting weapons exports is the loose interpretation of the legislation on weapons trade

### 3.2.1 The Regulatory Development of Government-to-Government Contracts

The legal regulation of so-called 'government-to-government' contracts was established with Royal Decree 33/2014 of January 24, which complements Title II of Law 12/2012 of December 26 on urgent measures for liberalization of trade and certain services (published in the Official Gazette on January 29, 2014).

Royal Decree 33/2014 gives responsibility for negotiating these contracts to the Secretary of State for Defense, while the task of signing the contracts falls to the Minister or a delegated person.

The content of the government-to-government contracts is also determined by the Decree. Each case must include: 1) the object, i.e. the services that are requested from the Ministry; 2) the competent judicial or official entity through which discrepancies will be resolved; 3) the legal system to which the contract is subject; and 4) the funding, guarantees and payment schedule. Issues that can be agreed upon in the contract are indicated, particularly the creation of various bodies: Monitoring Committee, Armament and Supply Program, Programming Office and the Support Office for the buying country. Finally, it can be stated that the Spanish government reserves the right to terminate the contract, partially or fully, for reasons of public interest; the result of which may lead to compensation for the Spanish weapons manufacturer.

It also establishes how bank accounts will be used to pay for the contract, and the control over payments is delegated to the Defense Comptroller.

With this regulation, the Secretary of State for Defense has become the highest authority in charge of policy promoting the export of weapons. He negotiates government-to-government contracts, presides over the external company IS-DEFE and is the head of the Directorate General of Armament and Supply, which depends on the Foreign Support Office

Royal Decree 33/2014 came into effect on January 30, 2014. It was possible to sign government-to-government contracts before this date. The passing of Royal Decree 19/2012, which established the regulation for these types of contract, was produced on May 27 2012. The Ministry of Defense could agree on government-to-government contracts for weapon supply from this date.

### 3.2.2 The bans on weapons export agreed by the government are not compensable: the case of Instalaza cluster bombs

In July 2008, the Spanish government decided to establish a unilateral moratorium on cluster bombs. As such, it prohibited the export of this type of weapon. This decision was made prior to Convention on Cluster Munitions, which prohibited the use, production and trade of the bombs. This Convention came into effect on August 1, 2010.

The company Instalaza SA filed a claim for compensation, as it believed that both the moratorium and the signing of the Dublin Convention by the Spanish State had caused damage worth at least €54m.<sup>9</sup> Instalaza manufacturers the 'MAT 120'<sup>10</sup> cluster bomb.

The Government declared that no compensation was due, and Instalaza brought an appeal before the administrative court. Finally, the National High Court, in its

9. The compensation sought by Instalaza was established according to three scenarios. In the best-case scenario, the damage would amount to €54,776,980.48; the most likely scenario was €59,905,880.48 and the worst-case scenario was €84,166,980.48.

10. See Eduardo Melero Alonso: 'Spanish Cluster Bombs in Libya', Mientrastato No. 92, June 2011

**The transfer of armament, whether free or for a token price (usually 1 euro) illustrates the use of weapons trade as an instrument for international politics**

**Spanish Government policies on the matter of weapons trade are based in opacity, secrecy and a practical lack of mechanisms for political and legal control**

**There are still striking inconsistencies in the way rejection criteria of the Common Position 2008/944/CFSP of the European Union are applied. These criteria are also in Law 53/2007, implying a need to take relevant measures to increase transparency**

sentence on October 28 2013 (appeal number 460/2011), dismissed the appeal. As a result, the Government will not have to pay any compensation to Instalaza.

The core of the argument against compensation is that there is a duty to withstand damage (in reality, it is the Government's contention that the National High Court endorses). This is all in the context of adopting an international treaty. It also addresses a general measure, although it only seems to affect two Spanish companies. It is also a foreseeable measure.

On the other hand, the sentence also reflects the State Attorney's argument, which claims that compensation for damages had been given out of court. Thus, the sentence states that 'since the Ministry of Defense have continued to encourage contracts to supply conventional weapons and the decommissioning of cluster bombs with Instalaza, this has meant unforeseen turnover.' It seems, therefore, that there was considerable favoritism towards Instalaza by the Ministry of Defense regarding the acquisition of weapons. A recent example is the sale of Alcotán light grenade launchers worth €4m to the army.<sup>11</sup>

### **3.2.3 The transfer of weapons is also used as an instrument of foreign policy**

On September 1, 2014, Spain donated 300 helmets and 500 bulletproof vests to the Ukrainian armed forces. The delivery was made in Boryspil Airport, Kiev, to which a C-295 (T-21) plane from the Spanish Air Force was sent. The donation was a measure promoted by NATO<sup>12</sup> to show support for Ukraine.

Donations of defense material must have the agreement of the Council of Ministers and permission from JIMDDU, under Royal Decree 1638/1999 on October 22, which regulates the transfer of defense products and materials by the Ministry of Defense. The Spanish government has not provided information regarding their compliance with those requirements.

These types of weapons transfers, carried out with a purely symbolic price (usually €1) demonstrate how weapons trade can be used as an instrument of foreign policy. In this instance, it involves intervening indirectly in the Ukraine/ Russia conflict and clearly favoring one party.

Preventing conflict is given priority in international politics. It is worth remembering that the Common Position of the European Union 2008/944/PESC on control of military equipment and technology exports states that in order to authorize weapons exports, the internal situation of the country of final destination, with regards to tension or armed conflict, must be taken into account. Specifically, according to criterion 3 of the Common Position, 'member States will not allow exports that would provoke or prolong armed conflicts or aggravate existing tensions or conflicts in the country of final destination'. It seems, therefore, that the Spanish authorities are reading this point rather loosely.

## **4. CONCLUSIONS AND RECOMMENDATIONS**

Spain occupies a prominent position in the world ranking of arms-exporting countries. Policies in Spanish Government are based in opacity, secrecy and an absence of political and legal mechanisms to better control the arms trade. In this respect, neither Congress nor civil society can exercise the constitutional right of control and supervision over Government actions in this matter; we can therefore say that the government's actions entail a devaluation and decline in the quality of the democratic system.

11. 'Instalaza will supply Alcotán grenade launchers worth €4m.' (infodefensa.com - 13 January 2014).

12. Spanish Ministry of Defense Press Release, on September 1, 2014

Given the nature of the product in question, namely exportation of weapons, decisions made authorizing these exports necessitate highlighting and recalling the damage incurred with respect to life and suffering of victims as a result of their use, and the infringement of Human Rights in millions of people.

There are still striking inconsistencies in the way in which the criteria for refusal are applied when implementing the Common Position 2008/944/CFSP of the European Union, criteria which are also stipulated in Law 53/2007, on the control of foreign trade in defense and dual-use material. A loose interpretation of the norms prevails, illustrating that relevant economic and commercial interests are placed above Human Rights.

The following are three recommendations for improvement of transparency in the interest of highlighting the preventive role of the law:

1. Armament exports development policy. Official statistics should report the main activities carried out by the Ministry of Defense. As well, the Secretary of State for Defense should appear before Parliament together with the Secretary of State for Trade to report on weapon exports.
2. Reporting on the number of Government-to-Government contracts carried out, including details of the countries with which these agreements have been made and for what type of goods.
3. Reporting information on the arguments that the JIMDDU uses to issue authorization for armament exports to countries known for the violation of human rights or immersed in internal or regional conflicts.

# ANNEX I

**Table 1. Spanish defense material exports 2004-2013**

(In thousands of euros)

Country	2004	2.005	2006	2007	2008	2009	2010	2011	2012	2013	2004-2013
United Kingdom	87.733,90	73.268,51	86.811,06	93.157,32	95.534,57	121.955,09	121.616,59	277.923,24	184.773,74	546.144,69	1.688.918,70
Australia	10,42	211,92	9.042,34	1.106,94	1,69	251,43	24.610,34	424.472,25	505.740,97	609.132,64	1.574.580,96
Norway	547,84	1.228,80	269.901,10	266.367,96	265.691,48	281.288,79	5.146,17	362.963,60	4.777,64	3.577,88	1.461.491,26
Germany	63.035,83	65.673,93	81.328,51	82.701,92	169.371,61	160.216,29	106.009,34	113.568,17	129.688,22	167.569,85	1.139.163,67
Venezuela	1.703,80		3.241,05	4.290,13	111,45		212.000,00	567.357,98	182.364,69	16.673,24	987.742,33
United Arab Emirates	12,29	7,38	38,42	75,90	88,63	88,83		66,15	2.379,60	717.047,17	719.804,35
Italy	59.475,00	34.402,03	33.500,01	47.084,24	62.319,52	70.832,53	71.899,80	50.670,32	101.991,64	117.304,17	649.479,25
France	3.625,85	1.447,94	10.489,79	16.881,94	9.602,04	17.618,26	32.258,22	46.265,87	72.004,03	402.333,48	612.527,42
USA	6.002,09	6.580,44	17.126,55	38.343,10	22.375,96	55.400,73	75.172,93	115.602,25	91.220,62	84.615,81	512.440,48
Saudi Arabia	23.262,26	1.984,98	5.851,11	1.876,66		5.148,35	5.824,93	14.006,43	21.263,43	406.437,36	485.655,50
Brazil	30,16	1,03	74.051,52	79.913,48	63.446,39	46.961,90	14.867,47	2.922,21	1.175,65	114.523,77	397.893,58
Mexico	195,36	48,04	5,30	14,00	108,11	43.782,22	132.716,65	109.601,96	84.726,74	1,10	371.199,48
Malaysia	274,45	134,09	62,83	152.939,03		180.525,76	27,35	5.214,44	10.879,26	5.490,81	355.548,01
Greece	3.047,88	20.262,06	22.833,97	5.266,20	211,45	31.197,26	189,71	16.061,19	152.559,18	97.380,34	349.009,23
Poland	97.903,74	48.910,20	68,43	32.520,53	1.575,99	1.762,58	1.126,36	1.648,47	81.197,70	61.160,21	327.874,23
Chile	650,32	1.586,26	178.592,76	2.308,35	710,72	3.477,96	24.125,30	62.466,82	20.468,13	19.269,69	313.656,31
Egypt	628,47	136,73	168,30	385,59	1.316,38	4,20	2.539,84	69.834,52	50.323,59	126.653,09	251.990,71
Portugal	4.586,82	228,39	261,48	234,57	4.535,86	105.880,75	43.963,23	41.797,02	28,37	236,11	201.752,60
Colombia	961,42	152,00		16.022,45	31.137,53	33.311,96	29.128,89	24.987,27	5.744,10	59.729,07	201.174,67
Morocco	3.637,98	9.229,49	16.824,34	11.133,80	113.900,26	31.118,34	2.512,00	1.529,90	2.854,22		192.740,33
Indonesia	1.280,53	820,90	2.048,63	3.827,31	3.741,92	5,76	466,66	1.027,10	55.560,29	85.709,62	154.488,72
Algeria		110.578,80			690,16	3.394,21	3.116,63	136,77			117.916,56
Czech Republic			108,00	117,33	105,31	5.666,44	105.173,42	988,46	3.383,30	1.491,32	117.033,58



Country	2004	2.005	2006	2007	2008	2009	2010	2011	2012	2013	2004-2013
Oman	7,29	65,18	95,01	1.267,68	47,64	591,65	3.195,20	3.310,39	670,07	98.036,16	107.286,25
Kazakhstan	6,10			1,10		18.930,00			54.052,34	1.479,89	74.469,43
Bahrain			702,30	2.323,49	15.945,28		40,69	6.350,52	21.145,35	24.129,99	70.637,60
Switzerland	3,53	11,08	721,15	518,64	5.128,79	18.261,43	24.605,72	724,78	836,87	13.607,04	64.419,03
Cameroon		0,90	0,90				1,00	1,20	674,75	62.457,61	63.136,36
Finland		201,15	1.504,54	36.359,92	4,00	26,37	53,78	24.614,16	3,93	2,20	62.770,05
Ghana						2.293,80		26.958,86	27.080,40	3.784,84	60.117,90
Ecuador	20.153,88	32.254,71	216,63	54,25	324,28	1.236,08	215,38	345,21	233,63		55.034,04
India			1.645,60	261,46	1.919,52	10.635,78	13.741,36	4.990,82	8.968,76	12.053,72	54.217,01
Denmark		0,00	1.348,41	7.125,24	7.192,74	8.824,92	17.208,81	4.044,18	3.935,32	1.587,85	51.267,47
Botswana			5.973,56			37.499,26	1.404,42	124,89			45.002,13
Turkey	14,99	1,77	1.426,94	0,63	1.113,19	1.249,85	357,00	66,35	31.628,94	7.501,76	43.361,42
South Korea			48,43		1.147,33	11.560,88	10.591,06	6.823,17	3.839,34	70,04	34.080,24
Austria	1.312,51	67,18	1.034,20	4.584,03	11.743,24	440,80	3.323,82	1.553,89	3.467,80	1.796,38	29.323,86
Belgium	1.879,73	5.787,27	1.700,94	809,60	2.987,09	4.053,47	3.006,67	1.618,13	1.709,66	4.225,11	27.777,66
Jordan	20.250,00		600,00	0,35	860,45	707,28	1.615,34	2.584,94	384,52	608,97	27.611,84
Pakistan			1.037,78	971,07	199,41	760,32	390,05	12.895,91	3.558,72	4.018,03	23.831,28
Thailand	1.581,30	80,24	671,41		156,90	526,35	776,59	7.789,17	7.297,40	2.310,16	21.189,52
Rumania			767,47	726,59	10.732,23	3,87	1.082,07	3.243,57	3,52	10,33	16.569,65
Ireland				2.612,50		1.415,00	4.706,47	4.187,00	2.323,70	897,50	16.142,17
Sweden		63,65	27,88	36,37	50,23			30,21	3.780,42	11.802,93	15.791,69
Canada	661,61	1.214,09	1.098,86	1.131,78	919,99	3.887,02	2.443,85	1.067,22	1.204,68	1.969,88	15.598,98
Singapore	523,99	1.051,09	1.412,33	6.021,92	570,00	682,00	2.338,65	1.868,07	90,04	845,73	15.403,81
Rwanda						15.175,00					15.175,00
Libya			25,95		3.839,22		11.247,10				15.112,27
Israel	35,26	273,73	441,34	1.515,93	2.358,99	790,64	1.429,04	472,55	637,84	4.884,47	12.839,77
Uruguay			15,00		8.439,32	3.569,99	84,66	40,19	0,60	52,50	12.202,25
The Netherlands	16,37	689,60	861,75	4.660,56	4.676,96	93,43	24,44	1,14	615,54	51,70	11.691,48

Country	2004	2.005	2006	2007	2008	2009	2010	2011	2012	2013	2004-2013
New Zealand			5.972,54		108,75		43,48	1.418,84		3.107,72	10.651,32
Qatar	204,26	184,84	2.267,01	1.187,72	1.958,44	835,65	1.030,48	382,79		52,13	8.103,32
Argentina	10,87	1,80	3,20		1.447,32	25,37	148,12	7,67	2.501,64	20,31	4.166,30
Estonia						320,99	641,46	4,60	2.376,04	5,52	3.348,61
Hungary		0,50	2,43	1,60		103,93	1.228,78	308,08	1.558,88	0,50	3.204,71
Kuwait	3,50				1.155,22				1.703,01		2.861,73
Slovenia				2.721,05		1,71	7,28	10,25	2,03	1,78	2.744,10
Kenya		162,88				511,00	1.985,91				2.659,79
Afghanistan										2.257,73	2.257,73
El Salvador	5,15			124,15	124,15		1.787,14				2.040,59
Peru	14,16	27,24	145,69	156,70					522,60	1.092,75	1.959,14
Costa Rica	1,77			1.101,92	823,33	7,99			8,97		1.943,97
Bolivia			300,00		841,79	718,03	1,95				1.861,77
Latvia							495,48	518,88	540,96	74,75	1.630,06
Tunisia	22,45	368,00					778,48				1.168,93
Angola	185,00				857,22		9,58				1.051,80
Bangladesh								749,32	184,37		933,69
Trinidad and Tobago			30,00				635,43			250,32	915,75
Serbia and Montenegro					7,60		7,32	650,55			665,47
Gabon						89,86	305,33		252,68		647,87
South Africa		0,00	501,50		4,00	0,90	9,98	23,40	17,75	66,39	623,92
Luxembourg	186,93	17,59	49,21	5,54		1,91			323,30	18,15	602,62
Dominican Republic		0,00				66,46	418,21	7,32			491,99
Russia						400,00			14,34		414,34
Sri Lanka	0,42		2,00	2,00	138,78	102,00	160,00				405,20
Cuba						3,50	44,92	168,25	63,47	53,75	333,90

Country	2004	2.005	2006	2007	2008	2009	2010	2011	2012	2013	2004-2013
Philippines	81,38			49,82		137,84	0,67	2,75			272,46
Andorra	30,59	28,68	45,78	20,19	30,71	21,24	28,21	12,90	18,22	11,96	248,46
Paraguay							44,02	65,18	80,00	3,44	192,65
Bulgaria			19,99		1,51		3,66	6,83	12,10	138,93	183,03
Slovakia						57,81	57,81			3,16	118,79
Hong Kong (Rep. China)							50,00	50,00			100,00
Cyprus	80,00										80,00
Nicaragua										62,52	62,52
Tanzania			0,00	12,00			1,60			1,20	14,80
Equatorial Guinea					14,56						14,56
Seychelles									12,08		12,08
Malta								3,56		8,01	11,57
Lithuania									6,25	2,92	9,18
Mauritania		0,30				1,71	2,51	1,85			6,37
Panama				1,69		3,00		0,45			5,14
Guinea-Bissau				3,12	0,30			0,30		0,70	4,42
Kyrgyzstan		3,00	0,70								3,70
Ukraine					2,94						2,94
Mongolia				1,60							1,60
Zimbabwe	1,50										1,50
Haiti		1,43									1,43
Zambia										0,57	0,57
Liechtenstein			0,40								0,40
Senegal				0,39							0,39
Vietnam						0,17					0,17
<b>Total</b>	<b>405.880,90</b>	<b>419.451,80</b>	<b>845.074,34</b>	<b>932.941,36</b>	<b>934.450,43</b>	<b>1.346.515,87</b>	<b>1.128.302,78</b>	<b>2.431.212,62</b>	<b>1.953.447,93</b>	<b>3.907.901,36</b>	

Source: Sub-Directorate General for Foreign Trade in Defense and Dual-use Material. Created by: Centre Delàs

**Table 2. Spanish exports in defense material by product category 2004-2013**  
(In thousands of euros)

Cat.	Description	2004	2005	2006	2007	2008	2009	2010	2011	2012	2013	TOTAL	%
10	Military aircraft	222.783,47	208.170,09	122.972,51	201.403,57	321.918,38	415.682,39	585.703,47	1.123.946,37	763.229,64	2.756.702,27	6.722.512,14	47
9	Warships		464,60	445.947,71	408.553,64	258.906,95	448.734,15	232.792,99	941.495,08	688.474,28	642.793,01	4.068.162,41	28
15	Training, imaging and countermeasure materials	78.596,04	84.637,05	63.659,02	73.596,92	77.473,27	168.291,05	65.317,74	92.397,88	46.336,23	57.972,01	808.277,21	6
8	Fuel and military explosives	16.289,90	35.823,86	69.525,77	87.763,84	8.171,62	91.480,73	30.871,87	122.279,34	250.948,24	160.490,02	873.645,19	6
4	Bombs, rockets, torpedoes, missiles	24.244,63	15.923,34	51.175,41	88.578,75	98.951,26	72.156,70	105.160,00	56.741,31	88.692,81	58.697,50	660.321,70	5
6	Military land vehicles	37.586,80	43.034,14	39.755,05	35.654,88	126.639,32	42.500,38	10.814,74	9.273,39	10.290,85	12.546,31	368.095,86	3
3	Ammunition and components	13.625,88	7.323,10	9.104,54	18.132,14	16.770,97	17.848,90	40.882,94	36.120,74	35.845,09	115.744,43	311.398,73	2
11	Electronic equipment	7.343,65	20.863,17	11.325,76	6.114,13	6.085,42	48.004,86	18.119,28	17.427,67	36.521,89	63.345,59	235.151,42	2
1	Firearms (caliber 12.7 mm and smaller)	2.000,31	959,16	3.711,92	2.182,42	5.673,59	14.546,41	10.095,58	14.010,68	16.961,37	21.196,22	91.337,65	1
21	Software	302,14		6.287,71	604,37	5.522,93	13.475,05	23.390,72	18,50	801,61	13.522,08	63.925,11	0
2	Weapons or armament (caliber larger than 12.7 mm)	2.034,99	165,46	4.629,49	4.601,35	5.581,70	10.462,48	1.541,41	2.234,95	10.518,79	1.932,51	43.703,13	0
5	Weapon aiming systems	1.055,92	134,09	6.754,54	3.484,65	786,47	2.961,26	2.931,37	837,32	4.195,90	1.726,29	24.867,79	0
14	Training and simulation equipment		1.219,62	1.219,91					12.244,72			14.684,26	0
22	Technology		688,00	8.831,47	1.042,05	0,50	150,00		0,00	237,57		10.949,59	0
13	Armored construction and equipment		1,77	152,67	1.228,67	912,15			0,00		1.106,95	3.402,21	0
18	Production equipment						84,35		1.545,62			1.629,97	0
16	Forge and smelting goods		44,35	20,86			24,17	680,67	639,07		3,65	1.412,77	0
17	Divers goods and equipment					969,90			0,00	359,67		1.329,57	0
7	Toxic agents and radioactive materials	31,80				105,00	113,00		0,00	34,00	122,52	406,32	0

Cat.	Description	2004	2005	2006	2007	2008	2009	2010	2011	2012	2013	TOTAL	%
12	Kinetic energy weapon systems								0,00			0,00	0
19	Directed energy weapon systems								0,00			0,00	0
20	Cryogenic and superconducting equipment								0,00			0,00	0
23	Paramilitary or security goods											0,00	0
	<b>Total</b>	<b>405.895,51</b>	<b>419.451,80</b>	<b>845.074,34</b>	<b>932.941,36</b>	<b>934.469,43</b>	<b>1.346.515,87</b>	<b>1.128.302,78</b>	<b>2.431.212,62</b>	<b>1.953.447,93</b>	<b>3.907.901,36</b>		<b>100</b>

Source: Sub-Directorate General for Foreign Trade in Defense and Dual-use Material. Created by: Centre Delàs

**Table 3. Spanish exports in defense material to countries with a medium or low Human Development Index, countries of the OECD, the European Union and NATO (in thousands of euros)**

	2004	2005	2007	2007	2008	2009	2010	2011	2012	2013
Annual total	405.881	419.452	845.074	932.941	934.450	1.346.516	1.128.303	2.431.213	1.953.448	3.907.901
Medium/low HDI	27.673	121.383	29.775	16.773	124.769	103.748	32.069	127.975	153.823	301.468
%	7	29	4	2	13	8	3	5	8	8
OECD	330.240	260.316	547.274	641.642	666.506	945.829	787.534	1.638.225	1.467.321	2.770.021
%	81	62	65	69	71	70	70	67	75	71
EU- 27	322.885	251.020	242.718	337.607	380.644	530.473	512.845	589.067	743.910	1.414.248
%	80	60	29	36	41	39	45	24	38	36
NATO	328.719	259.713	529.705	599.858	658.947	870.418	587.881	1.038.378	866.545	1.497.406
%	81	62	63	64	71	65	52	43	44	38

Created by: Centre Delàs

**Table 4. Spanish exports of dual-use products and technology 2004-2013**  
(In thousands of euros)

	Country	2004	2005	2006	2007	2008	2009	2010	2011	2012	2013	2004-2013
1	USA	1.056,26	28.106,26	48.966,67	58.651,18	37.213,78	4.268,15	4.868,04	15.259,20	91.415,96	7.434,55	297.240,06
2	Iran	5.748,70	1.601,82	2.162,30	24.896,17	61.953,31	38.983,60	39.222,24	16.775,94	31.041,97	21.515,53	243.901,58
3	Rep. of China	13.417,45	13.046,52	7.829,89	7.943,52	14.400,75	9.646,14	18.008,25	18.612,53	19.958,59	30.602,20	153.465,82
4	Brazil	4.660,34	3.614,49	3.150,30	6.841,54	6.758,84	2.944,86	7.861,34	10.607,48	4.599,20	7.393,31	58.431,70
5	Venezuela	3.422,75	2.633,25	2.640,53	3.026,37	4.105,15	4.308,25	4.872,39	3.249,57	6.129,93	5.099,09	39.487,28
6	Argentina	877,61	312,82	428,27	1.098,32	2.208,97	7.113,65	6.121,81	6.628,72	6.280,53	2.685,64	33.756,34
7	Turkey	1.209,64	379,51	1.638,54	559,39	2.078,69	922,01	888,30	4.844,74	12.254,41	5.027,50	29.802,73
8	Russia		832,32	459,24	399,70	337,62	5.674,26	3.118,99	3.084,26	4.308,89	9.357,82	27.573,07
9	Cuba	1.003,35	1.473,18	4.201,41	2.470,95	2.410,91	3.069,58	2.799,30	2.717,03	4.304,59	2.440,39	26.890,69
10	Libya	0,66			49,16	11.252,53	12.700,13	0,09				24.002,57
11	France					-			43,07	16.955,62	534,52	17.533,21
12	Switzerland	6,14	17,98	0,01	19,23	359,99	837,73	1.106,26	1.314,80	1.750,70	11.264,39	16.677,20
13	Morocco	2.332,89	474,11	384,78	513,30	1.731,18	1.035,94	1.731,82	1.580,86	2.573,24	1.704,22	14.062,32
14	United Arab Emirates	1,46	1,39	297,10	0,09	0,07	22,77	13,33	9,98	41,89	13.196,78	13.584,86
15	India	1.640,80	1.628,83	6,10	1.153,57	380,33	1.533,44	1.214,60	1.779,36	32,09	1.997,77	11.366,89
16	Turkmenistan					-				6.161,00	2.861,64	9.022,64
17	Belarus					-					8.134,00	8.134,00
18	Saudi Arabia		1,35	93,47	154,75	158,71	229,43	136,25	309,22	1.445,72	5.506,99	8.035,88
19	Mexico	610,43	905,28	3.456,70	425,00	466,63	178,89	2,98	704,49	659,36	351,50	7.761,26
20	Israel	1.515,64	41,32	1.587,32	576,81	801,57	622,28	214,33	99,17	36,40	2.205,28	7.700,11
21	Slovenia					-				7.516,42		7.516,42
22	Hong Kong					-		472,78	1.830,87	2.131,60	2.530,09	6.965,33
23	Taiwan	1,69	1,18	0,95	82,99	2.047,01	102,39	172,17	559,32	3.635,46	296,83	6.899,98
24	South Korea	26,50	1.203,00	1,35		1.128,80			25,84	41,40	4.364,50	6.791,38
25	Oman					-	0,06			5.127,70	952,63	6.080,39



	Country	2004	2005	2006	2007	2008	2009	2010	2011	2012	2013	2004-2013
26	Japan	2,07	516,80	80,73	617,58	153,16	0,75	420,73	2.711,91	69,90	209,10	4.782,72
27	South Africa	602,16	257,73	195,45	1.362,02	199,57	343,64	298,14	137,72	184,12	301,61	3.882,16
28	Norway	557,23		72,86	111,45	208,15	319,87	319,77	1.305,04	663,76	282,48	3.840,61
29	Colombia	347,75	25,27	23,89	1.002,72	122,69	192,06	120,89	382,12	807,66	202,36	3.227,39
30	Nigeria	56,16	276,84	454,88	239,94	411,84	420,33	369,09	533,27	96,55	31,59	2.890,47
31	Malaysia	1.758,66	113,56	115,42	12,79	-	0,18	478,45	0,26	67,70	164,33	2.711,34
32	Netherlands Antilles	565,43	265,61	276,13		-		61,96	463,00	198,93	469,22	2.300,28
33	Andorra					-	80,90	536,73	48,40	1.266,81	326,81	2.259,64
34	Egypt		0,87	47,84	0,53	313,34	81,58	2,99	1.482,36	96,80	177,72	2.204,02
35	Algeria	591,94	106,79	83,46	312,01	241,65	192,05	86,28	261,44	111,57	95,18	2.082,35
36	Paraguay		13,36	7,83	345,39	580,54	78,91	144,58	241,01	210,30	81,60	1.703,51
37	Chile	22,35	10,07	27,03	4,43	6,41	702,27	286,39	48,03	275,27	294,61	1.676,86
38	The Netherlands	3,00			416,86	489,12	515,19	1,53			1,15	1.426,85
39	Canada	6,18		5,45		216,46	46,70	1.033,42		24,88	64,09	1.397,18
40	Thailand	1,42	381,50	2,95	17,09	7,97	22,88	7,16	3,55	535,78	15,82	996,10
41	Germany	0,10				-	88,16		898,03		1,50	987,78
42	Poland	977,61				-						977,61
43	Indonesia					607,00			12,39		284,98	904,37
44	United Kingdom					-	591,39	9,04	102,44	175,33		878,21
45	Peru	6,03	20,32	14,56	625,40	26,06	21,75	31,35	25,22	18,88	15,35	804,92
46	Ethiopia	0,11	0,09	9,88	48,62	134,19	542,57	43,24				778,69
47	Singapore	0,05	0,16	2,00	1,88	11,40	0,22	4,09	10,05	47,90	668,29	746,04
48	Tunisia	31,45	6,76	28,67	11,93	550,19	13,66	5,78	0,08			648,52
49	Rumania	327,71	150,15	57,93		-						535,79
50	Vietnam		0,21	0,63	0,05	0,57	1,59	0,55	0,16	526,20	0,98	530,93
51	Syria			0,15	1,39	28,09	499,27					528,90
52	Uruguay		1,13	20,91	29,11	43,74	77,04	14,41	251,49	8,64	64,49	510,95

	Country	2004	2005	2006	2007	2008	2009	2010	2011	2012	2013	2004-2013
53	Burkina Faso		81,68	82,76	117,81	35,64		7,83	0,04			325,77
54	Mali	163,26		13,03	14,58	-	25,92	23,65				240,44
55	Kuwait			1,18	0,10	1,51	1,41	1,30	2,95	0,37	212,75	221,57
56	Philippines	151,38	39,98	8,04		1,12			0,87	3,25	2,38	207,00
57	Bosnia and Herzegovina	2,89		0,19	0,42	0,44	2,41	20,73	105,82	1,01	48,07	181,99
58	Ukraine				21,60	-			4,37	141,52	1,44	168,93
59	Portugal					-	11,43	5,55	127,13			144,11
60	Dominican Rep.	62,89	15,23	14,43	15,95	11,65				2,20	0,03	122,39
61	Iraq						0,09	121,41				121,50
62	Rep. of Cabo Verde									113,00		113,00
63	Guatemala	54,00	2,39	44,56		-		2,99	3,40		3,40	110,74
64	Serbia and Montenegro	58,00				-			24,74	22,86		105,60
65	Kenya	65,16	5,40	0,53	29,92	-						101,00
66	Costa Rica	38,64	26,91	15,06	14,65	-						95,26
67	Panama		6,79	8,64	7,57	-	10,68		20,51		28,17	82,36
68	Senegal	32,40		0,02		-	0,12		38,00		2,73	73,27
69	Jordan	36,50	20,25		7,72	-	3,27	0,08		0,01		67,84
70	Australia	1,55	0,16	8,61	1,70	3,34	3,68	6,17	6,55	6,43	23,07	61,23
71	Ivory Coast		0,28			-		2,73	15,50	22,23	13,21	53,95
72	Albania					-			52,06			52,06
73	Mauritania					4,03	18,14				13,59	35,77
74	Ecuador	20,11		0,39		0,38		3,20	8,42			32,49
75	Georgia					30,53		0,10				30,63
76	Bahrain					-			29,85			29,85
77	Cameroon					-	0,09			12,44	13,95	26,48
78	Bulgaria	1,62	15,80	2,53		-						19,95
79	New Zealand	0,44	1,68	0,66	1,14	3,77	0,16	3,57	6,01	0,29	0,10	17,82

	Country	2004	2005	2006	2007	2008	2009	2010	2011	2012	2013	2004-2013
80	Italy					-		17,52				17,52
81	Bangladesh				0,13	-	4,27				8,19	12,59
82	Bolivia		0,03			0,04	10,71				0,05	10,82
83	Pakistan	4,01		0,13		-		0,76	0,01		4,08	8,98
84	Croatia	1,02	2,45	1,04		0,88	0,83	0,89	0,25		1,43	8,79
85	El Salvador			3,46		-						3,46
86	Finland					-					2,50	2,50
87	Trinidad and Tobago				1,12	0,83						1,94
88	Rwanda			0,31		0,92	0,18		0,03			1,45
89	Ghana		0,11	0,11	0,08	-	0,36					0,66
90	Yemen			0,15	0,15	-	0,07			0,25		0,61
91	Mauritius		0,28	0,03		0,07	0,19	0,03				0,59
92	Nicaragua					-			0,21		0,13	0,33
93	Angola					-					0,30	0,30
94	Madagascar	0,12		0,01	0,15	-						0,28
95	French Guiana										0,25	0,25
96	Uganda		0,01	0,14		-						0,15
97	Benin		0,15			-						0,15
98	Sudan			0,09	0,04	-						0,13
99	Qatar	0,10				-						0,10
100	Togo			0,05	0,05	-						0,09
101	Lithuania	0,05				-						0,05
102	Myanmar	0,02	0,02			-						0,04
103	Uzbekistan	0,02	0,02			-						0,03
104	Lebanon					0,03						0,03
	<b>Total</b>	<b>44.083,84</b>	<b>58.641,40</b>	<b>79.039,68</b>	<b>114.258,08</b>	<b>154.242,14</b>	<b>99.120,50</b>	<b>97.320,31</b>	<b>99.401,10</b>	<b>234.115,48</b>	<b>151.590,18</b>	

Source: Sub-Directorate General for Foreign Trade in Defense and Dual-use Material. Created by: Centre Delàs

**Table 5. Spanish exports of weapons and munitions, their parts and accessories 2004-2013**  
**Export value as of tariff code TARIC 93 (in thousands of euros)**

	Country	2004	2005	2006	2007	2008	2009	2010	2011	2012	2013	2004-2013
1	USA	48.464,20	31.341,13	37.775,24	43.890,48	43.864,20	36.194,60	47.226,40	30.125,80	47.308,60	78.681,30	444.871,95
2	United Kingdom	5.930,80	7.175,21	9.299,69	10.364,82	10.903,80	9.422,00	10.073,10	9.871,40	12.626,30	13.035,80	98.702,92
3	France	5.987,10	6.732,75	7.671,35	8.227,44	13.426,60	12.021,50	11.991,40	6.806,60	5.515,70	5.546,40	83.926,84
4	Germany	4.207,50	4.401,36	6.507,85	9.294,55	9.439,20	8.118,10	7.366,00	6.234,40	6.173,30	4.702,60	66.444,86
5	Italy	3.207,10	4.268,87	2.297,04	2.924,48	4.441,10	3.271,90	5.894,50	4.948,40	9.165,90	10.478,00	50.897,29
6	Portugal	5.536,40	5.524,89	5.452,28	4.397,16	7.055,00	5.202,10	5.024,30	2.196,70	1.915,40	3.936,20	46.240,43
7	Denmark	1.080,70	1.212,33	2.228,22	9.539,74	7.324,70	8.400,20	11.132,80	461,40	593,50	855,70	42.829,29
8	Belgium	5.369,60	5.975,63	4.815,74	1.088,30	3.484,40	4.443,40	1.998,90	414,30	630,00	1.457,90	29.678,17
9	Turkey	1.623,60	1.324,64	1.293,30	2.342,40	2.329,20	3.323,10	3.962,70	1.508,60	3.598,40	2.331,30	23.637,24
10	Ghana	3.130,40	2.690,68	3.257,74	3.580,16	3.646,10	3.462,20	1.831,40			1.874,20	23.472,88
11	Israel	106,40	173,64	247,27	274,08	1.103,50	3.062,60	5.141,80	2.822,40	2.523,20	5.460,50	20.915,39
12	Russia	909,00	1.379,61	1.799,48	4.017,17	4.791,90	2.344,20	1.690,50	1.768,80	947,20	1.141,90	20.789,76
13	Ireland	564,60	670,67	801,16	5.991,38	1.504,50	2.444,40	6.747,90	662,20	415,60	267,50	20.069,91
14	Australia	964,00	1.622,57	1.480,53	1.640,39	1.738,00	1.619,70	1.751,50	469,50	2.096,30	2.643,90	16.026,39
15	Mexico	810,30	1.731,61	1.701,84	2.205,30	1.861,90	1.098,00	1.865,50	702,30	652,50	2.489,50	15.118,75
16	Norway	966,30	955,21	1.053,78	1.614,85	1.862,80	3.518,60	2.441,10	710,80	659,90	790,30	14.573,64
17	Finland	889,60	1.157,38	1.211,12	1.834,89	2.181,20	2.046,10	1.652,00	745,20	1.240,30	1.549,40	14.507,19
18	South Africa	971,60	726,84	1.141,87	1.044,65	2.545,80	2.055,10	2.266,70	1.105,90	796,20	1.519,10	14.173,76
19	Bahrain						13621,8	21,4			350,60	13.993,80
20	The Netherlands	831,90	1.504,78	1.702,38	5.352,53	969,10	591,20	680,70	428,10	390,20	415,10	12.865,99
21	Peru	772,90	999,98	1.553,22	909,72	1.675,70	1.241,40	3.036,50	74,40	71,40	2.023,70	12.358,92
22	Greece	1.716,10	1.588,07	1.115,22	1.492,79	1.492,70	1.193,90	811,90	1.292,70	830,90	295,80	11.830,08
23	United Arab Emirates	561,60	282,17	774,80	1.377,48	844,60	1.283,70	1.161,40	1.377,80	2.105,30	1.389,30	11.158,15
24	Ukraine	262,40	485,31	805,75	1.242,02	2.138,90	1.485,50	866,70	922,20	929,00	1.824,50	10.962,28
25	Morocco	1.189,40	1.278,78	828,43	1.532,09	1.216,40	1.304,60	1.626,80	190,00	276,50	1.331,50	10.774,50
26	Saudi Arabia	256,60	600,99	1.065,16	185,81	605,00	707,50	940,10	1.167,40	2.189,20	2.848,80	10.566,56

	Country	2004	2005	2006	2007	2008	2009	2010	2011	2012	2013	2004-2013
27	Venezuela	939,10	2.353,21	712,34	707,65	931,90	1.417,80	1.661,10	154,50	605,20	735,70	10.218,50
28	Switzerland	181,60	236,64	145,10	136,85	3.948,00	3.259,70	1.387,50	185,10	172,60	253,20	9.906,29
29	India			1.647,12	232,36	1.618,90	6.031,40		46,90	167,20	15,70	9.759,58
30	Sweden	945,60	1.097,38	957,90	1.036,19	1.420,70	1.042,20	957,80	740,60	729,40	806,40	9.734,17
31	Chile	372,50	435,03	770,21	571,94	805,20	1.188,90	1.099,80	1.441,30	892,30	1.924,20	9.501,38
32	Austria	665,30	612,45	824,41	1.060,67	973,20	758,40	1.623,40	409,60	368,80	853,70	8.149,93
33	Colombia	49,00	201,49	168,85	1.308,26	220,70	447,70	1.281,70	552,80	1.575,20	2.226,00	8.031,70
34	Brazil	212,40	23,61	54,56	268,97	873,90	1.524,80	1.914,70	656,10	1.183,60	854,20	7.566,84
35	Guinea			326,79	1.402,17	2.569,30	2.965,80					7.264,06
36	Japan	740,30	267,65	378,25	677,03	1.542,00	1.037,70	865,30	213,90	82,10	1.405,50	7.209,73
37	Poland	422,00	282,01	264,27	1.726,09	1.447,20	862,40	932,00	395,90	226,30	399,60	6.957,77
38	Argentina	237,00	413,13	280,60	297,28	468,10	954,60	1.150,20	917,10	1.039,70	882,10	6.639,81
39	New Zealand	519,60	782,52	879,32	522,88	841,00	699,90	773,30	251,30	281,20	882,70	6.433,72
40	Canada	589,20	155,33	228,03	794,97	927,60	1.360,70	1.757,20	112,80	93,30	101,20	6.120,33
41	Guinea-Bissau	93,60	350,92	474,23	986,23	756,90	362,90	2.061,40			795,80	5.881,98
42	Czech Republic	175,60	314,82	507,13	640,72	676,50	498,10	1.357,70	415,40	499,40	547,20	5.632,57
43	Lebanon	159,10	156,76	232,93	279,43	206,20	1.131,30	1.361,40	496,10	502,30	785,10	5.310,62
44	Angola		62,76	62,93	208,57	1.897,10	1.394,40	365,50			596,00	4.587,26
45	Mali				547,56	462,60	352,60	519,40	2.123,30	39,20		4.044,66
46	Bulgaria	559,70	480,58	347,57	314,14	1.104,20	221,20	240,40	130,60	299,00	139,80	3.837,19
47	Paraguay	352,30	405,31	329,23	494,95	289,20	224,20	466,40	192,30	332,10	670,90	3.756,89
48	Central African Republic	185,40	159,54	249,67	242,88	224,30	341,10	461,40	966,80	856,10	58,40	3.745,59
49	Hungary	253,60	217,91	226,39	257,68	499,00	257,50	949,70	351,10	175,20	522,80	3.710,88
50	Hong Kong	23,30	70,80	141,94	180,57	635,10	710,60	357,00	437,00	402,90	472,00	3.431,21
51	Thailand	1.000,30	11,33	325,27	222,66	223,40	724,50	522,00	140,60	76,10	153,80	3.399,96
52	Iran		52,27	161,52	38,06	128,50	715,10	232,00	1.045,20	730,80	201,60	3.305,05
53	Slovenia	39,90	52,94	40,29	2.747,21	76,90	119,80	19,00	38,10	20,70	37,30	3.192,14
54	Kazakhstan	64,20	131,94	193,63	363,02	427,10	225,30	391,80	405,70	567,50	421,60	3.191,79

	Country	2004	2005	2006	2007	2008	2009	2010	2011	2012	2013	2004-2013
55	Oman			80,72	51,31		485,00	2.523,40				3.140,43
56	Bolivia	181,60	223,43	336,31	421,77	280,00	1120,9	3,70			279,90	2.847,61
57	Kuwait	0,30	58,44	55,40	222,93	212,70	802,10	505,00	157,70	289,00	434,10	2.737,67
58	Tunisia	38,70	35,85	37,65	149,98	227,90	228,50	456,10	89,90	197,10	1.235,60	2.697,28
59	Uruguay	22,60	132,23	149,43	143,19	367,50	437,10	382,60	254,80	159,80	645,60	2.694,85
60	Cameroon	148,00	251,15	33,20	37,7	150,70	237,40	619,90		11,50	1.089,10	2.578,65
61	Cyprus	337,70	174,01	205,09	341,56	403,20	311,30	317,20	96,30	96,20	132,90	2.415,46
62	Malaysia	173,60	130,04	122,69	194,12	604,30	6,30	112,50	45,00	222,50	751,10	2.362,15
63	Guatemala	171,80	241,14	344,20	241,23	305,20	181,20	317,20	9,80	25,80	357,20	2.194,77
64	Philippines	167,50	12,79	64,08	50,56	143,60	262,10	165,70	269,00	341,10	628,60	2.105,03
65	Andorra	350,40	197,82	185,27	190,42	240,70	146,80	168,20	89,00	109,40	88,60	1.766,61
66	Lithuania	99,30	121,60	224,15	284,17	394,30	237,00	103,70	45,40	60,40	162,40	1.732,42
67	Mauritania	191,40	394,86	145,59	52,72	345,90	72,10	140,40		4,50	296,20	1.643,67
68	Libya					86,70	220,00	153,30		825,10	340,40	1.625,50
69	Namibia	130,20	197,73	166,36	57,44	342,10	165,30	233,60		9,30	288,10	1.590,13
70	Rumania	404,40	343,78	209,65	24,73	63,70	187,90	260,60	18,30	24,20	46,60	1.583,86
71	Taiwan	81,10	154,83	101,84	53,01	124,60	117,90	195,30	202,70	229,50	292,30	1.553,08
72	Dominican Republic	185,00	156,87	148,91	45,77	74,90	263,20	141,50	23,20	22,60	378,90	1.440,85
73	Burkina Faso	76,70	87,04	139,54	153,62	231,00	144,80	154,30		11,50	378,70	1.377,20
74	Ecuador	58,10	59,25	178,22	244,59	12,50	383,10	64,80	46,60	41,60	99,90	1.188,66
75	Slovakia	155,50	83,82	152,42	121,31	195,90	108,10	70,40	60,20	81,60	111,10	1.140,35
76	Egypt	66,70		49,46	83,08	106,30	1,70	1,20	206,40	346,00	218,80	1.079,64
77	Trinidad and Tobago	7,10	30,04	41,04	19,21	40,30	35,80	681,00	30,80	36,70	52,20	974,19
78	Pakistan		4,02	73,73	85,1	18,40	36,00	217,20	390,30	62,70	64,50	951,95
79	Croatia	53,50	87,67	106,89	164,85	108,80	118,00	48,50	114,50	50,80	34,70	888,21
80	Cuba	121,20	101,27	97,01	36,81	50,70	39,10	125,70	43,40	36,10	232,80	884,09
81	South Korea	72,40	126,67	107,04	214,16	61,30	155,70	61,80		9,60	64,70	873,37
82	Nicaragua	45,60	0,81	46,88	59,35	164,10	412,70				75,00	804,44

	Country	2004	2005	2006	2007	2008	2009	2010	2011	2012	2013	2004-2013
83	Latvia	128,70	39,25	121,09	147,57	138,80	53,40	41,80	52,90	34,90	37,00	795,41
84	Senegal	48,50	95,41	50,91	244,36	141,40	19,20	89,70			75,90	765,38
85	Singapore	1,30	2,35	4,77	2,68		4,70	719,10			3,00	737,90
86	Honduras	70,90	67,83	79,58	184,78		155,10	61,90		13,20	98,00	731,29
87	Costa Rica	103,80	24,62	79,59	129,62	41,50	32,90	135,30	33,10	26,10	87,30	693,83
88	Kenya					6,60	511,00	110,00	1,20			628,80
89	Estonia	29,60	29,73	33,00	106,46	133,20	33,60	59,40	11,60	22,50	124,30	583,39
90	Serbia	16,30	14,17	13,36	13	102,40	116,60	97,40	21,10	46,40	132,00	572,73
91	Gabon			0,32	4,94	187,70	10,10	267,10	6,00	6,70	79,10	561,96
92	Macedonia				127,94	102,90	106,80	49,90	72,10	59,70	40,50	559,84
93	Panama	3,70	3,10	25,54	50,35	71,00	69,00	165,40	52,20		100,80	541,09
94	Albania	34,00	141,69	108,21	41,4	48,00	42,50	51,10				466,90
95	Georgia			2,46	50,07	112,20	57,30	130,40	6,20		77,50	436,13
96	Bosnia and Herzegovina	50,10		47,50			78,8	38,60	29,30	80,90	103,70	428,90
97	El Salvador	47,10	24,20			95,00		179,60	30,80		23,80	400,50
98	Tanzania		66,04		11,69	41,20			158,90	12,30	88,50	378,63
99	Equatorial Guinea		0,10	326,80				10,60				337,50
100	Jamaica	111,40		30,38	55,34		48,20	53,80			34,60	333,72
101	Zambia	46,30	4,05	4,31	7,95	7,80	119,90	12,00	38,00	48,80	30,90	320,01
102	Botswana	2,80	11,60	13,02	14,47	32,50	19,00	47,00	39,80	52,50	81,20	313,89
103	Malta	47,00	29,45	23,30	55,28	0,60	28,60		13,50	41,20	62,90	301,83
104	China				67,92						200,90	268,82
105	Uzbekistan						25,20		37,60		197,00	259,80
106	Sri Lanka	21,70	6,18	2,60			107,10	4,10	28,10	17,10	52,70	239,58
107	Jordan			7,68				199,00				206,68
108	Suriname						25,80		27,70	64,30	84,50	202,30
109	Indonesia			12,10	8,8	1,40	35,50	1,10	20,40	14,40	83,00	176,70



	Country	2004	2005	2006	2007	2008	2009	2010	2011	2012	2013	2004-2013
110	Other territories									43,30	127,40	170,70
111	Montenegro			8,30	32,67	68,70	9,20	19,90	19,60	8,80		167,17
112	New Caledonia		22,72		34,52	13,40	15,20			1,00	65,10	151,94
113	Seychelles									12,10	131,90	144,00
114	French Polynesia	12,30	6,18	27,28	23,93	8,10	21,30		15,90	7,50	4,40	126,89
115	Iceland	6,30	2,76	29,64	22,75	12,60	22,60	24,50				121,15
116	Armenia			0,65	6,12	1,80	7,00	17,10	23,30	26,50	20,10	102,57
117	Gibraltar	7,30	9,16	0,36	1,57	2,60	3,80	5,00	4,70	20,90	21,50	76,89
118	Azerbaijan							9,20	4,80	42,70	15,40	72,10
119	Afghanistan				0,35				63,30			63,65
120	San Marino	25,00	19,60	16,00								60,60
121	Luxembourg	17,70			9				0,10		30,00	56,80
122	Kyrgyzstan								13,00	28,70	14,70	56,40
123	Netherlands Antilles			3,37		5,70	16,80	8,70	5,30	5,50		45,37
124	Chad					24,00		15,8			2,60	42,40
125	Moldova					3,20	5,5			11,40	18,90	39,00
126	Mozambique							1,70	6,90	11,40	13,40	33,40
127	Liechtenstein	22,10										22,10
128	Mauritius	14,60										14,60
129	Zimbabwe	2,00							8,80			10,80
130	North Korea		3,70									3,70
131	Uganda			3,30								3,30
132	Grenada			1,05	1,22							2,27
133	Sudan	2,20										2,20
134	Algeria										2,10	2,10
135	Supplies to third parties							1,40				1,40
136	Ivory Coast	1,10										1,10

	Country	2004	2005	2006	2007	2008	2009	2010	2011	2012	2013	2004-2013
137	Vietnam		0,20				0,70					0,90
138	Madagascar									0,50		0,50
139	Northern Marianas Islands	0,40										0,40
140	Bangladesh	0,30										0,30
	<b>Total</b>	<b>109.305,60</b>	<b>99.164,68</b>	<b>113.490,19</b>	<b>149.833,14</b>	<b>165.402,60</b>	<b>173.027,50</b>	<b>174.765,50</b>	<b>92.866,90</b>	<b>119.634,90</b>	<b>177.129,90</b>	

Source: ESTACOM Database of the Institute for Foreign Trade. Created by: Centre Delàs

**Table 6. Spanish exports of hunting and sport weapons 2004-2013**  
(In thousands of euros)

	Country	2008	2009	2010	2011	2012	2013	2008-2013
1	USA	5.795,05	9.892,06	4.098,80	6.718,28	6.388,97	19.592,01	52.485,17
2	Ghana	2.773,07	3.543,07	1.507,52	7.504,71	2.500,00	2.143,99	19.972,36
3	Turkey	1.912,99	3.217,83	3.420,84	1.881,70	2.229,59	2.029,32	14.692,28
4	Peru	1.102,44	1.424,32	2.320,31	1.468,37	1.688,79	2.246,36	10.250,58
5	Australia	710,32	1.381,15	1.563,65	2.434,73	1.673,33	1.468,06	9.231,24
6	Ukraine	1.850,43	1.223,16	728,54	1.056,15	1.612,15	1.608,64	8.079,07
7	South Africa	1.362,15	1.293,84	1.317,52	1.281,51	1.626,48	971,52	7.853,02
8	Morocco	1.004,34	975,69	1.224,19	1.925,11	1.053,10	1.556,69	7.739,12
9	Japan	1.129,47	1.095,93	869,06	1.250,86	1.463,28	1.645,74	7.454,34
10	Norway	683,84	772,62	824,38	2.965,39	647,71	305,00	6.198,94
11	Guinea-Bissau	149,30	374,85	1.395,98	1.015,64	741,82	2.412,38	6.089,97
12	Republic of Guinea	1.827,96	4.135,09					5.963,05
13	Russia	1.227,06	987,26	441,18	1.085,31	963,43	797,44	5.501,67
14	Lebanon	348,12	1.087,24	1.524,03	643,26	627,51	899,36	5.129,52
15	Chile	431,43	322,81	540,96	1.433,73	959,10	1.140,11	4.828,13
16	Cameroon	212,68	247,24	630,56	1.108,99	1.241,65	1.353,78	4.794,90
17	Mali	231,79	356,68	534,97	3.143,78	111,07		4.378,29
18	Mexico	582,98	274,73	606,43	847,56	577,93	1.118,57	4.008,20
19	Venezuela	535,57	784,70	397,09	810,84	118,14	972,30	3.618,64
20	New Zealand	508,12	222,11	491,66	754,96	482,54	595,88	3.055,27
21	Tunisia	173,85	164,75	293,89	602,07	1.025,08	569,56	2.829,20
22	Argentina	126,81	739,44	639,73	573,21	458,88	260,21	2.798,28
23	Angola	257,70	208,54	373,08	368,55	479,50	961,29	2.648,67
24	Central African Republic	250,90	753,09	355,69	297,59	636,00		2.293,28

	Country	2008	2009	2010	2011	2012	2013	2008-2013
25	Uruguay	291,09	165,08	337,58	734,20	334,99	386,00	2.248,94
26	Paraguay	223,11	99,33	334,08	349,14	352,20	771,48	2.129,35
27	Thailand	80,05	630,104	293,595	559,29	162,25	250,11	1.975,40
28	Pakistan	25,96	269,99	413,81	675,38	372,90	34,03	1.792,07
29	Mauritania	509,36		208,84	69,86	362,66	512,83	1.663,55
30	Colombia	211,84	471,28	208,50	254,64	180,80	258,20	1.585,25
31	Guatemala	318,29	140,06	341,90	148,50	193,56	201,72	1.344,02
32	Dominican Republic	73,89	255,64	144,63	131,79	306,42	383,34	1.295,70
33	Burkina Faso	137,44	149,75	157,16	172,21	282,40	390,00	1.288,96
34	Namibia	312,96	181,67	245,37	161,91	256,19	92,69	1.250,79
35	Malaysia	295,59	0,24		109,71	392,67	401,72	1.199,93
36	Philippines	174,17	173,43	39,81	131,73	150,98	333,62	1.003,74
37	Canada	457,80	115,70	159,47	104,90	35,12	39,28	912,25
38	Cuba			92,64	113,00	504,00	67,09	776,73
39	Panama	73,20	66,06	166,89	155,45		199,08	660,67
40	Switzerland	225,39	39,71	95,75	51,76	52,51	194,76	659,87
41	Taiwan	124,62	117,85	123,95	53,94	134,52	101,44	656,32
42	South Korea	61,28	157,30	61,80	216,16	66,12	64,65	627,31
43	Bolivia	212,08			80,15	37,67	287,44	617,34
44	Egypt				336,48	6,38	185,93	528,79
45	Georgia	129,85	82,45	143,68	80,38	71,29	0,49	508,14
46	Honduras		164,78	50,65	57,33	118,34	103,00	494,09
47	Gabon	78,81		222,00	93,52		74,00	468,33
48	Tanzania	122,01			184,00		100,00	406,01
49	Senegal	141,43	23,24	89,69	76,93		73,00	404,28
50	Jamaica		96,39	114,31	47,46	43,82	79,55	381,54

	Country	2008	2009	2010	2011	2012	2013	2008-2013
51	Israel		127,57	72,16	2,60	76,60	84,17	363,09
52	Nicaragua	172,93	80,91		29,08		60,18	343,11
53	France		134,29	133,07	71,53			338,89
54	People's Republic of China				140,80		175,88	316,68
55	Ecuador		136,15	76,836	47,89			260,88
56	Kazakhstan	50,80	76,23	35,71	42,43	46,97		252,15
57	United Arab Emirates		127,52		4,11	118,91		250,53
58	Kuwait	15,64	91,26	95,40	20,32	5,03	19,85	247,50
59	Serbia	0,08	81,36	55,39	40,30	37,18	23,21	237,50
60	Bosnia and Herzegovina		60,534		85,67	80,91		227,11
61	French Guiana (France)			44,29		136,97		181,26
62	Suriname		22,87	34,23	57,50		21,76	136,36
63	India				40,01	81,50		121,51
64	New Caledonia					46,88	65,00	111,88
65	Costa Rica		5,51	95,38	7,41			108,30
66	Chad	16,93		15,75	20,82	27,44	23,68	104,62
67	Iceland	13,54	25,99	19,29	36,40			95,21
68	Uzbekistan						89,36	89,36
69	France (Guadeloupe)	9,80	7,17			65,71		82,67
70	Albania			78,61				78,61
71	Malta						78,02	78,02
72	Armenia	2,18	8,50	13,11		52,26		76,05
73	Andorra	5,03	12,03	23,40	13,89	5,07	8,59	68,00
74	Croatia	3,23	23,46		4,39		5,26	36,34
75	Latvia		26,64					26,64
76	France (New Caledonia)	26,19						26,19
77	Brazil			8,81	0,20	1,36		10,37

	Country	2008	2009	2010	2011	2012	2013	2008-2013
78	Moldova	3,78	6,236					10,02
79	Kenya	6,61						6,61
80	Greece			5,75				5,75
81	Azerbaijan		5,55					5,55
82	Equatorial Guinea				0,60	3,16		3,76
83	Cyprus				3,20			3,20
84	Algeria						2,06	2,06
85	Rumania			1,50				1,50
86	Monaco		1,2					1,20
87	Saudi Arabia				1,15			1,15
88	Botswana					0,40		0,40
	<b>Total</b>	<b>29.795,31</b>	<b>39.939,19</b>	<b>30.954,81</b>	<b>46.992,39</b>	<b>34.510,18</b>	<b>50.890,66</b>	

Source: Sub-Directorate General for Foreign Trade in Defense and Dual-use Material. Created by: Centre Delàs

**Table 7. Spanish exports of defense material to Middle East 2004-2013**  
(In thousands of euros)

Country	2004	2.005	2006	2007	2008	2009	2010	2011	2012	2013	2004-2013
United Arab Emirates	12,29	7,38	38,42	75,90	88,63	88,83		66,15	2.379,60	717.047,17	719.804,37
Saudi Arabia	23.262,26	1.984,98	5.851,11	1.876,66		5.148,35	5.824,93	14.006,43	21.263,43	406.437,36	485.655,51
Egypt	628,47	136,73	168,30	385,59	1.316,38	4,20	2.539,84	69.834,52	50.323,59	126.653,09	251.990,71
Oman	7,29	65,18	95,01	1.267,68	47,64	591,65	3.195,20	3.310,39	670,07	98.036,16	107.286,27
Bahrain			702,30	2.323,49	15.945,28		40,69	6.350,52	21.145,35	24.129,99	70.637,62
Jordan	20.250,00		600,00	0,35	860,45	707,28	1.615,34	2.584,94	384,52	608,97	27.611,85
Israel	35,26	273,73	441,34	1.515,93	2.358,99	790,64	1.429,04	472,55	637,84	4.884,47	12.839,79
Qatar	204,26	184,84	2.267,01	1.187,72	1.958,44	835,65	1.030,48	382,79		52,13	8.103,32
Kuwait	3,50				1.155,22				1.703,01		2.861,73
<b>Total</b>	<b>44.403,33</b>	<b>2.652,84</b>	<b>10.163,49</b>	<b>8.633,32</b>	<b>23.731,03</b>	<b>8.166,60</b>	<b>15.675,52</b>	<b>97.008,29</b>	<b>98.507,41</b>	<b>1.377.849,33</b>	

Source: Sub-Directorate General for Foreign Trade in Defense and Dual-use Material. Created by: Centre Delàs

# ANNEX II

## Definitions

### Conventional weaponry

Weapons that are not biological, chemical or nuclear.

### Heavy conventional weaponry

Weapons of great mass that cannot be transported by one person or a group of people: for example airplanes, ships, submarines, tanks, vehicles, artillery, machine guns, etc.

### Small and light weaponry<sup>1</sup>

*Small guns or handguns:*

Defined as smaller guns or handguns made for use by individual members of armed forces or security organizations. Revolvers, automatic pistols, rifles and carbines; sub machine guns, assault rifles and light machine guns.

*Light weaponry:*

Defined as light weaponry made for use by various members of armed forces or security organizations acting as a group. Heavy machine guns; Portable grenade launchers with or without support, portable anti-aircraft weaponry, portable anti-tank weaponry, recoilless rifles, anti-aircraft missile rockets, mortars with a caliber less than 100mm.

## MILITARY EQUIPMENT<sup>2</sup>

Each and every country in the European Union uses the same classification of military equipment. Weaponry is classified into 23 distinct categories:

### Category 1: Weaponry with a smooth-bored barrel a caliber less than 20 mm

Rifles, carbines, revolvers, pistols, machine pistols, machine guns, silencers, magazines, sights and flash suppressors.

### Category 2: Weaponry with a smooth-bored barrel and caliber equal to or greater than 20 mm

Firearms (including pieces of artillery), rifles, shells, canons, mortars, anti-tank weapons, launchers, flame throwers, recoilless rifles, electronic signature reduction devices, projectors or military smoke generators, gas fireworks and visors.

### Category 3: Ammunition, devices and components

Ammunition for weaponry subject to control by articles 1, 2 and 12. Devices for decoys, including pods, links, tape, high output power supplies, sensors and sub-munitions.

### Category 4: Bombs, torpedoes, rockets and missiles

Bombs, torpedoes, grenades, smoke cans, rockets, mines, missiles, depth charges, demolition charges, pyrotechnic products, cartridges and simulators, smoke grenades, fire bombs, missile rocket nozzles and nose cones for re-entry vehicles.

### Category 5: Systems for aiming and direction of fire

Weapon control panels, computer guidance systems for bombing, gun aiming devices, weapon control systems and data acquisition systems for surveillance, tracking, recognition and identification equipment.

### Category 6: All terrain vehicles

Vehicles designed especially or modified for military use, cars or other military armed vehicles or equipment for laying mines, armoured vehicles, amphibious vehicles, bulletproof tires.

### Category 7: Chemical agents and biological toxins

Biological agents and radioactive material, nerve agents, blistering agents, tear gas, riot control agents.

### Category 8: Volatile materials and related substances

Explosives, propellants, pyrotechnic products, combustibles and related substances, perchlorates, chlorides and cromides, oxides, chemical binders, additives and chemical precursors

### Category 9: Warships

Warships and surface or underwater vessels, navigation equipment, diesel motors designed specifically for submarines, electric motors designed specifically for submarines, underwater detection apparatus, anti-submarine nets and anti-torpedoes.

### Category 10: Aircraft

Combat aircraft, unmanned aerial vehicles (UAV's), aircraft engines, fuel suppliers, pressurized breathing equipment, parachutes, and autopilot systems.

### Category 11: Electronic equipment

Electronic countermeasure and counter-countermeasure systems, underwater acoustic material, data security equipment, encryption equipment, guiding, navigation and transmission equipment,

### Category 12: Kinetic energy weapon systems

Kinetic energy weapon systems, facilities for testing and evaluating test models, propulsion systems, homing systems, guidance and derived propulsion systems for projectiles.

### Category 13: Armoured equipment and constructions

Armoured plating, metallic and non-metallic construction materials, military helmets, clothing and protection pieces.

### Category 14: Equipment for military training and simulation

Combat simulators for flight training, radar target training, anti-submarine warfare training, missile launch training, and equipment for image generation.

1. This definition of handguns or light weaponry is the one commonly used by the OSCE; found in page 31 of the 2012 report by the MITC  
2. Annual report of the EU council's Common Position 2008/944/PESC, which are defined as the normal standards governing the control of the exportation of technology and military equipment. Set out in the royal decree 844/2011, June 17 (in annex I); this Royal Decree was published on July 2, 2011.



**Category 15: Countermeasure and imaging equipment**

Recorders and image processing equipment, cameras, photographic equipment, image intensification equipment, thermal imaging and infrared forming equipment, radar image sensor equipment.

**Category 16: Forgings (metallurgy)**

Forged products, casting molds, half finished products.

**Category 17: Miscellaneous equipment, materials and libraries**

Autonomous subaquatic apparatus, robots, close and semi-closed circuit apparatus, ferries.

**Category 18: Production equipment**

Environmental test facilities, continuous nitrators, equipment and apparatus for centrifuge testing, screw extruders.

**Category 19: Directed energy weapon systems**

Lasers, radio frequency particle beams, particle accelerators

**Category 20: Cryogenic and superconducting equipment**

Equipment specifically designed or configured to be installed in vehicles for military applications on land, sea, air and space; superconducting electrical equipment.

**Category 21: Software**

Modelling software, software for simulation and evaluation of military weapon systems or the simulation of military operations scenarios, communications, control and intelligence software.

**Category 22: Technology**

Technology for the development, production and use of controlled materials and substances.

**OTHER MILITARY AND DEFENSE EQUIPMENT<sup>3</sup>**

a. Firearms defined in article 3 resolution 55/255 of the United Nations general assembly for which the protocol is approved against the illegal manufacture and trafficking of firearms, their parts, components and ammunition, that aren't included in Annex I.1, articles 1, 2 and 3 in relation to military goods

b. telescopic/light or image intensifying scopes and sights for firearms

c. Generating devices, projectors, smoke machines, gases, "riot control agents" or incapacitating substances.

d. Launchers of the elements described in the previous paragraph c.

e. Sound and light riot control stun devices.

f. Riot control vehicles with some of the following features:

1. Systems to produce electric shocks
2. Systems to dispense incapacitating substances
3. Systems to dispense riot control agents
4. Water canons

g. Normal restraints and handcuffs

**DUAL PURPOSE MATERIALS<sup>4</sup>**

Dual purpose technology and products, classified by all EU countries into 10 categories.

**Category 0: Nuclear installations, materials and equipment**

Nuclear reactors, separation plants for natural uranium isotopes, depleted uranium and fissionable materials, gas centrifuge equipment, mass spectrometers and graphite electrodes.

**Category 1: Materials, chemical substances, "microorganisms" and "toxins"**

Gas masks, armour, personal dosimeters, prepregs, tools, dies, molds, continuous mixers, filament winding machines, lubricating fluids and substances, fluorides, sulphurs, cyanides y halogenated derivatives.

**Category 2: Treatment of materials**

Bearings, crucibles, machine tools, isostatic presses, measuring instruments, robots, motion simulators and mechanized facilities.

**Category 3: Electronics**

Electrical components, integrated circuits, microprocessor microcircuits, programmable gate sets, microwave components, electrically operated mixers, converters and explosive detonators.

**Category 4: Computers**

Electronic, hybrid, digital, analogue, systolic, neuronal and optical assembly computers.

**Category 5: Telecommunications and "data protection"**

Transmission equipment and systems for telecommunications, subaquatic communications systems, radio equipment, fiber optic cables, telemetry and remote control equipment, security systems.

3. In relation to other material can be found in: Royal Decree 844/2011, June 17.

4. The categories of multi-purpose products are set out under Regulation (UE) 388/2012, April 19 (in its annex I); Regulation published in the OJEU May 16, 2012.

### Category 6: Sensors and lasers

Acoustics, image intensifier tubes, optic sensors, instrumentation cameras, optics, lasers, gravimeters y gravity gradiometers and radar systems.

### Category 7: Navigation y avionics

Inertial navigation accelerometers, gyroscopes, GPS and GNSS, hydraulic flight control systems, mechanical control systems, electro-optical and electromechanical control systems including those for electrical signals (fly by wire).

### Category 8: Marine technology

Submersible vehicles or surface ships, hydrofoils, underwater vision systems, underwater diving and swimming equipment.

### Category 9: Propulsion systems, space vehicles and related equipment

Aeronautic or marine gas turbine engines, space shuttles and space vehicles, solid or liquid fuelled rocket propulsion systems, ramjet engines, turbojet and turbofan engines, sounding rocket (research rocket), hybrid rocket engines, launch support equipment, environmental and anechoic chambers, re-entry vehicles.

### TARIFF CODE (TARIC) 93<sup>5</sup>

**9301.-** Weapons of war (except revolvers, pistols and hand-held weapons, knives, etc.)

**9301.11.00.-** Pieces of artillery (for example canons, shells and mortars), self-propelled

**9301.19.00.-**Others

**9301.20.00.-**Rocket launchers; flame throwers; grenade launchers; torpedoes launchers and other similar launchers

**9301.90.00.-**Others

**9302.-**Revolvers y pistols (except those in article 9303 or 9304)

**9303.-**Other firearms and similar artefacts that utilize gun-powder combustion (for example: hunting weapons, muzzle loaded weapons, pistols, rocket launchers and

other devices designed solely for projecting signal flares, blank firing pistols and revolvers, humane killing devices, line throwing guns)

**9303.10.00.-**Muzzle loaded weapons

**9303.20.-**Other large sport and hunting weapons that have, at least, a smooth bored barrel

**9303.20.10.-** With a smooth barrel

**9303.20.95.-**Others

**9303.30.00.-**Other large sport and hunting weapons

**9303.90.00.-**Others

**9304.-**Other weapons [for example: rifles and spring pistols, air or gas compressed, batons] (except those in article 9307)

**9305.-** Parts and accessories as per the articles in sections 9301 to 9304

**9305.10.00.-**Of revolvers or pistols

**9305.21.00.-**Of shotguns and rifles for hunting games 9303, shotgun barrels

**9305.29.00.-**Others

**9305.91.00.-**Others, war game weapons 9301

**9305.99.00.-**Others

**9306.-** Bombs, grenades, torpedoes, mines, missiles, cartridges and other ammunition and projectiles and their parts, including BB's, bird shots and cartridge wads.

**9306.21.00.-**"Cartridges for shotguns smooth bored weapons and their parts; air-gun pellets and cartridges"

**9306.29.-**Others

**9306.29.40.-**Pods

**9306.29.70.-**Other

**9306.30.-**Other cartridges and their parts

**9306.30.10.-**For revolvers and pistols in part 9302 and for machine guns in part 9301

**9306.30.30.-**For weapons of war

**9306.30.91.-**Centrefire cartridges

**9306.30.93.-**Rimfire cartridges

**9306.30.97.-** Others

**9306.90.-**Others

**9306.90.10.-**Of war

**9306.90.90.-**Others

**9307.-**Sabres, swords, bayonets, spears and other bladed weapons, their parts and casings.

5. Foreign trade database.

**REPORT no. 6****Spanish Arms Exports 1999-2008**

Tica Font and Francesc Benítez  
March 2010

**REPORT no. 7****The Truth About the Spanish Military Expenditure 2011 · Military expenditure and R&D in times of crisis**

Pere Ortega and Xavier Bohigas  
December 2010

**REPORT no. 8****Spanish Arms Exports 2000-2009**

Tica Font  
February 2011

**REPORT no. 9****The controversial Spanish arms trade, a secret business 2001-2010**

Tica Font and Francesc Benítez  
October 2011

**REPORT no. 10****The Missile Defence System in Rota. A further step towards world militarisation**

Teresa de Fortuny and Xavier Bohigas  
February 2012

**REPORT no. 11****Banks and Arms: Explosive investments. A Ranking of the Spanish Arms-Funding Banks**

Jordi Calvo Rufanges  
March 2012

**REPORT no. 12****The military industrial complex. A parasite on Spanish economy**

Pere Ortega and Camino Simarro  
April 2012

**REPORT n. 13****Piracy in Somalia: An excuse or a geopolitical opportunity? A different look at the Spanish and international military participation against piracy**

Pere Ortega  
October 2012

**REPORT n. 14****Truth and lies in the 2013 Spanish military budget**

Pere Ortega  
October 2012

**REPORT n. 15****Exportaciones españolas de armamento 2002-2011. Cuando la venta de armas es una prioridad política (Spanish)**

Tica Font, Eduardo Melero and Camino Simarro  
January 2013

**REPORT n. 16****Las otras violencias en América Latina (Spanish)**

Pere Ortega and Moara Crivelente  
January 2013

**REPORT n. 17****La industria militar en Cataluña, un deseo insatisfecho (Spanish)**

Pere Ortega · June 2013

**REPORT n. 18****Spanish arms exports 2003-2012**

Tica Font, Eduardo Melero and Camino Simarro  
July 2013

**REPORT n. 19****La cara oculta del gasto militar El presupuesto militar de 2014**

Pere Ortega, John Doe, Xavier Bohigas  
November 2013

**REPORT n. 20****Evolución de la banca armada en España**

Jordi Calvo Rufanges  
October 2013

**REPORT n. 21****El militarismo en el Norte de África**

Blanca Camps-Febrer y Pere Ortega  
January 2014

**REPORT n. 22****Rajoy's military policy**

Tomàs Gisbert, Maria de Lluc Bagur and Gemma Amorós  
February 2014

**REPORT n. 23****Military Drones. The Videogame War With Real Victims**

Jordi Calvo, Anna Escoda, Carles Blanco and Gabriela Serra  
March 2014

JUSTÍCIA I PAU

**CENTRE DELÀS**  
D'ESTUDIS  
PER LA PAU

Graphic design: Fundació Tam-Tam